

**Department of Homeland Security**  
*U.S. Immigration and Customs Enforcement*  
*Salaries and Expenses*



Fiscal Year 2011  
Overview  
Congressional Justification

<b>Table of Contents I. Appropriation Overview .....</b>	<b>1</b>
A – Mission Statement for Salaries and Expenses .....	1
B – Budget Activities:.....	1
C – Budget Request Summary:.....	3
<b>II. Summary of FY 2011 Budget Estimates by Program/Project Activity (PPA).....</b>	<b>5</b>
<b>III. Current Services Program Description by PPA.....</b>	<b>8</b>
<b>IV. Program Justification Changes .....</b>	<b>70</b>
<b>V. Exhibits and Other Supporting Materials .....</b>	<b>84</b>
A. Justification of Proposed Legislative Language .....	84
B. FY 2010 to 2011 Budget Change.....	86
C. Summary of Requirements.....	87
D. Summary of Reimbursable Resources .....	89
E. Summary of Requirements by Object Class.....	91
F. Permanent Positions by Grade.....	92
G. Capital Investment and Construction Initiative Listing .....	93
H. PPA Budget Justifications (object class summary) .....	94
I. Changes in Full Time Equivalent .....	160
J Working Capital.....	162
K. Service Wide Cost .....	163

# **BUDGET REQUEST AND SUPPORTING INFORMATION**

## **U.S. Immigration and Customs Enforcement (ICE) Salaries and Expenses**

### **I. Appropriation Overview**

#### **A – Mission Statement for Salaries and Expenses**

Programs funded through the Salaries and Expenses account contribute to the ICE mission of bringing a unified and coordinated focus to the enforcement of federal immigration and customs laws. Salaries and Expenses resources are used to combat terrorism and illegal immigration activities through investigating, detaining, and prosecuting both criminal and other aliens, and domestic gangs. These activities protect the infrastructure and persons within the United States.

#### **B – Budget Activities:**

##### **Management and Administration**

The Offices of the Assistant Secretary (OAS), Professional Responsibility (OPR), State and Local Coordination (OSLC), the Chief Diversity Officer, the Chief Financial Officer (OCFO), the Chief Information Officer (OCIO), Acquisition Management, Human Capital, and Freedom of Information Act perform the management and administration (M&A) activities for ICE. The M&A activities include executive and overall leadership direction, strategic planning, policy development, and administrative support for the human, financial, information, and physical resources required to facilitate the operational capabilities of a productive ICE workforce.

##### **Legal Proceedings**

The Office of the Principal Legal Advisor (OPLA) provides the legal advice, training, and services required to support the ICE mission. As the legal representative for the U.S. Government at immigration court hearings, OPLA attorneys handle a variety of immigration-related issues that range from contested removals to custody determinations to applications for administrative relief. Additionally, OPLA provides legal advice in customs-related enforcement actions, represents the Government in Merit System Protection Board and Equal Employment Opportunity hearings, provides ethics advice, and handles matters involving commercial and administrative law.

##### **Investigations**

The Office of Investigations (OI) is divided into four broad investigative categories: National Security; Financial and Trade; Smuggling and Public Safety; and Investigative Services. OI enforces trade and immigration laws through the investigation of activities, persons, and events that may pose a threat to the safety or security of the United States and its people. OI also investigates illegal trafficking in weapons (including weapons of mass destruction), the smuggling of narcotics and other contraband, human smuggling

and trafficking, money laundering and other financial crimes, fraudulent trade practices, identity and benefit fraud, child pornography, child sex tourism, and health and public safety dangers.

### **International Affairs**

The ICE Office of International Affairs (OIA) represents DHS's largest investigative law enforcement presence abroad and strongest protection beyond the border. ICE OIA has the broadest international footprint in DHS with 61 offices in 44 countries. Through OIA, ICE works with foreign counterparts to identify and combat criminal organizations before they can adversely impact the United States. ICE's international mission is to protect the United States by enhancing its security through international investigations; preventing acts of terrorism by targeting the people, money, and materials that support terrorist and criminal activities; and identifying and eliminating vulnerabilities in the nation's border, economic, transportation, and infrastructure security.

### **Intelligence**

The Office of Intelligence collects, analyzes, and distributes information on critical homeland security vulnerabilities that could be exploited by terrorist and criminal organizations. Intelligence utilizes data and information on the movement of people, money, and materials into, within, and out of the United States to provide accurate and timely reporting to ICE leadership and field agents. Intelligence Operations' Field Intelligence Groups (FIGs) are the agency's primary vehicle for intelligence analysis in support of field operations and enforcement. FIGs link headquarters and field components to facilitate intelligence collection, integration, analysis, and dissemination.

### **Detention and Removal Operations**

The Office of Detention and Removal Operations (DRO) is responsible for ensuring that every alien who has been ordered removed departs the United States through enforcement of the Nation's immigration laws and coordination with foreign governments to ensure countries will accept removable aliens. DRO is comprised of five Program/Project Activities:

**Custody Operations Program** – This program provides safe, secure, and humane detainment for removable aliens and seeks to ensure that aliens in ICE custody appear for their immigration hearings and subsequent removal from the United States.

**Fugitive Operations Program** – This program locates and apprehends fugitive aliens in the United States. ICE focuses on criminal aliens, but strives to identify and apprehend all fugitives, creating a deterrent to potential absconders and increasing the integrity of the immigration process.

**Criminal Alien Program** – This program identifies criminal aliens incarcerated within federal, state, and local correctional facilities. To ensure that these criminal aliens are not released into the community, ICE secures a final order of removal prior to the termination of their sentences. Upon completion of their criminal sentences, aliens are transferred into ICE custody to be removed from the United States.

**Alternatives to Detention Program** – This program places low-risk aliens under various forms of intensive supervision rather than traditional detention. It is a cost-effective way to ensure individuals’ appearance for an immigration hearing or for removal. This program lowers the risk that aliens will become fugitives through a variety of methods of supervision.

**Transportation and Removal Program** – This program provides for the safe and secure transportation of aliens in ICE custody and removal of aliens from the United States, as ordered by an immigration judge.

**Secure Communities/A Comprehensive Plan to Identify and Remove Criminal Aliens (SC/CIRCA)**

Secure Communities/Comprehensive Plan to Identify and Remove Criminal Aliens (SC/CIRCA) is a comprehensive plan to improve community safety by transforming the way the federal government cooperates with state and local law enforcement agencies to identify, detain, and remove criminal aliens held in custody and at large. SC/CIRCA is working to revolutionize immigration enforcement by using technology to share information between law enforcement agencies and by applying risk-based methodologies to focus resources on assisting local communities in the removal of those criminal aliens representing the greatest threat to community safety. SC/CIRCA’s risk-based application of enforcement assets is now being utilized ICE-wide.

**C – Budget Request Summary:**

U.S. Immigration and Customs Enforcement (ICE) requests 20,550 positions, 20,164 FTE, and \$5,439,100,000 for FY 2011 in the Salaries and Expenses (S&E) account. In order to accomplish the agency’s objectives and mission, ICE requests \$5,358,762,000 and 20,044 FTE to maintain current services and \$80,338,000 and 120 FTE in program enhancements in the S&E account.

**Enhancement Requests**

ICE requests program enhancements for the Salaries and Expenses account in the following key areas:

- **Detention and Removal Operations .....\$20.0M (0 FTE)**  
This request will help detention and removal operations to maintain current bed space. The funding will covers such items as contract costs, medical care, and oversight.
- **Co-Location of ICE Facilities.....\$19.9M (0 FTE)**  
This request funds the third year of the ICE-wide co-location strategy to consolidate ICE personnel and operations scattered across multiple buildings in select metropolitan areas with the intended result of improved operational efficiency and long-term cost savings.

- **Office of Investigations Mission Support.....\$15.0M (84 FTE)**  
This request will fund a total of 84 mission support FTEs to help alleviate administrative functions performed by agents and allow them to focus on their primary function – the investigation of transnational and border crime. This funding will help ensure agents have the necessary mission support so they can focus their efforts on investigations, rather than administrative tasks.
- **Data Center Migration.....\$10.4 M (0 FTE)**  
This request is targeted at migrating data center operations, active online data, and other IT assets from two Department of Justice (DOJ) data centers and multiple processing centers to two new DHS data centers while ensuring near continuous operations of mission-critical IT systems through contingency infrastructure, planning, and testing, to provide systems and data integrity that align with the DHS goal of ensuring that two new DHS Data Centers support fully redundant IT systems.
- **Border Enforcement Security Task Forces (BESTs).....\$10.0M (23 FTE)**  
This request will establish BESTs in three additional locations (Massena, NY; San Francisco, CA and Honolulu, HI) to prevent the illegal smuggling of goods, and the illegal entry of persons, with a priority focus on terrorist groups, gang members, and criminal aliens.
- **Intellectual Property Rights Enforcement.....\$5.0M (13 FTE)**  
This request will fund a total of 13 FTE for the ICE-led National Intellectual Property Rights Coordination Center (IPR Center), a collaborative effort bringing together key US government agencies, to stop intellectual property rights (IPR) violations that threaten our economic stability, restrict the competitiveness of US industry, and endanger the public's health and safety. Additionally, ICE will focus on disrupting criminal organizations through the internet to facilitate IPR crime and provide support for anti-counterfeiting efforts.

## II. Summary of FY 2011 Budget Estimates by Program/Project Activity (PPA)

### Department of Homeland Security U.S. Immigration and Customs Enforcement Salaries and Expenses

#### Summary of FY 2011 Budget Estimates by Program Project Activity

FY 2011 Request

(Dollars in Thousands)

Program Project Activity	FY 2009		FY 2010		FY 2011		Increase(+) or Decrease(-) for FY 2011					
	Actuals		Enacted		Request		Total Changes		Program Changes		Adjustments-to-Base	
	FTE	Amount	FTE	Amount	FTE	Amount	FTE	Amount	FTE	Amount	FTE	Amount
Personnel Compensation and Benefits, Service, and Other Costs	887	209,413	1,407	279,073	1,476	300,371	69	21,298	-	19,938	69	1,360
Headquarters Managed IT Investment	289	168,769	193	233,264	244	209,363	51	(23,901)	-	10,400	51	(34,301)
Legal Proceedings	1,183	210,924	1,200	221,666	1,213	221,666	13	-	-	-	13	-
Domestic Investigations	7,216	1,527,063	8,606	1,649,551	8,980	1,727,038	374	77,487	120	30,000	254	47,487
International Investigations	274	109,780	193	112,872	199	113,689	6	817	-	-	6	817
Visa Security Program	36	22,354	67	30,686	67	30,686	-	-	-	-	-	-
Intelligence	284	57,969	388	69,842	442	71,107	54	1,265	-	-	54	1,265
DRO - Custody Operations	4,905	1,774,696	5,210	1,771,168	5,131	1,903,764	(79)	132,596	-	20,000	(79)	112,596
DRO - Fugitive Operations	(b) (5), (b) (7)(E)	207,879	(b) (5), (b) (7)(E)	229,682	(b) (5), (b) (7)(E)	168,449	(b) (5), (b) (7)(E)	(61,233)	-	-	(b) (5), (b) (7)(E)	(61,233)
DRO - Criminal Alien Program	(b) (5), (b) (7)(E)	188,286	(b) (5), (b) (7)(E)	192,539	(b) (5), (b) (7)(E)	179,317	(b) (5), (b) (7)(E)	(13,222)	-	-	(b) (5), (b) (7)(E)	(13,222)
DRO - Alternatives to Detention	127	62,722	172	69,913	182	72,075	10	2,162	-	-	10	2,162
DRO - Transportation and Removal Program	(b) (5), (b) (7)(E)	255,773	(b) (5), (b) (7)(E)	281,878	(b) (5), (b) (7)(E)	294,632	(b) (5), (b) (7)(E)	12,754	-	-	(b) (5), (b) (7)(E)	12,754
Comprehensive Identification and Removal of Criminal Aliens	(b) (5), (b) (7)(E)	273,839	(b) (5), (b) (7)(E)	200,000	(b) (5), (b) (7)(E)	146,943	(b) (5), (b) (7)(E)	(53,057)	-	-	(b) (5), (b) (7)(E)	(53,057)
<b>Subtotal, Enacted Appropriations and Budget Estimates</b>	<b>17,287</b>	<b>5,069,467</b>	<b>19,557</b>	<b>5,342,134</b>	<b>20,164</b>	<b>5,439,100</b>	<b>607</b>	<b>96,966</b>	<b>120</b>	<b>80,338</b>	<b>487</b>	<b>16,628</b>
<b>Adjustments from Other Funding Sources</b>	-	-	-	-	-	-	-	-	-	-	-	-
<b>Net, Enacted Appropriations and Budget Estimates:</b>	<b>17,287</b>	<b>5,069,467</b>	<b>19,557</b>	<b>5,342,134</b>	<b>20,164</b>	<b>5,439,100</b>	<b>607</b>	<b>96,966</b>	<b>120</b>	<b>80,338</b>	<b>487</b>	<b>16,628</b>

Note: In order to consolidate ICE's overall cost of beds to allow a clearer depiction of actual costs being incurred, ICE is proposing for FY 2011 that bed costs currently in the base funding for Fugitive Operations, Criminal Alien Program (CAP), and Secure Communities/CIRCA be permanently reprogrammed under Custody Operations, which manages all bed-related activities for ICE. This zero-sum reprogramming between ICE programs results in a \$129.7 million increase to Custody Operations and corresponding decreases to the other three programs. In addition, in order to assure that personnel are appropriately being charged to the program under which they function, ICE is proposing to move funding for a total of 10 positions currently in Custody Operations base to the programs where these positions are performing the bulk of their work: CAP - 10 positions, Alternatives to Detention - 10 positions, and Transportation and Removal Program - 59 positions. This is a zero-sum reprogramming within DRO programs that results in a \$17.1 million decrease to Custody Operations. Net change of these two actions is a \$112.6 million adjustment-to-base increase to Custody Ops.





### III. Current Services Program Description by PPA

**Department of Homeland Security**  
**U.S. Immigration and Customs Enforcement**  
**Salaries and Expenses**  
**Personnel Compensation and Benefits, Service, and Other Costs**  
**Program Performance Justification**  
(Dollars in Thousands)

#### PPA: Personnel Compensation and Benefits, Service, and Other Costs

	<b>Perm. Pos</b>	<b>FTE</b>	<b>Amount</b>
<b>2009 Actuals</b>	<b>1,144</b>	<b>887</b>	<b>209,413</b>
<b>2010 Enacted</b>	<b>1,534</b>	<b>1,407</b>	<b>279,073</b>
2011 Adjustments-to-Base	-	69	1,360
<b>2011 Current Services</b>	<b>1,534</b>	<b>1,476</b>	<b>280,433</b>
2011 Program Change	-	-	19,938
<b>2011 Total Request</b>	<b>1,534</b>	<b>1,476</b>	<b>300,371</b>
Total Change 2010 to 2011	-	69	21,298

U.S. Immigration and Customs Enforcement requests \$300.4 million for this activity. This is a \$21.3 million increase from the FY 2010 enacted level, of which \$1.4 million is for annualization of prior year funding, pay inflation, and management and technology efficiencies and \$19.9 million is for program changes. In FY 2011, this PPA is estimated to pay \$30.5 million in servicewide costs (e.g., rent, working capital fund).

#### **CURRENT SERVICES PROGRAM DESCRIPTION:**

ICE Management and Administration (M&A) resources provide for top-level agency-wide management in the following areas: the Offices of the Assistant Secretary (OAS), Professional Responsibility (OPR), State and Local Coordination (OSLC), the Chief Diversity Officer, the Chief Financial Officer (OCFO), Acquisition Management, Human Capital, and Freedom of Information Act. The M&A activities include executive and overall leadership direction, strategic planning, policy development, and administrative support for the human, financial, information, and physical resources required to facilitate the operational capabilities of a productive ICE workforce. The following highlights the primary functions of the various M&A activities:

- Office of the Assistant Secretary – The ICE Office of the Assistant Secretary (OAS) is responsible for the advancement of the agency's objectives outlined in the ICE strategic plan. This includes both operational and management support to

meet day-to-day organizational needs, as well as long-term agency goals. The Operational Division provides leadership and coordination of all of ICE's operational components, to address operational challenges, and to support ICE's continued growth and development as a premier law enforcement agency. The Management Division provides coordination of all administrative and managerial components of ICE. OAS is responsible for OSLC Program Management, Human Capital, Congressional Relations, Public Affairs, Training and the Freedom of Information Act Office.

- Office of Professional Responsibility - The ICE Office of Professional Responsibility (OPR) is assigned a broad range of mission responsibilities. Among the most important duties tasked to OPR is the responsibility to investigate allegations of misconduct involving employees of ICE and Customs and Border Protection (CBP). In addition to maintaining its ability to conduct internal investigations, OPR conducts independent inspections and reviews to ICE offices, operations and processes so as to provide executive management with an independent review of the agency's organizational health and assess the effectiveness and efficiency of the overall ICE mission. OPR ensures that all ICE applicants are properly screened prior to entering on duty by appropriately assessing the security clearance level needed for all ICE federal and contract employees. Finally, OPR Security Management Unit provides the appropriate oversight for all physical, communication and operational security requirements governing ICE employees and facilities world wide.
- Office of the Chief Financial Officer – The ICE Office of the Chief Financial Officer (OCFO) works to effectively manage cost controls, and to determine the availability and efficient use of resources and services. ICE OCFO implements mechanisms to develop performance-budget integration, strategic and competitive sourcing, financial management, and capital asset management to support ICE's mission.
- Acquisition Management - The ICE Office of Acquisition Management (OAQ) is a, customer-focused organization with an enterprise-wide, strategic approach to procurement. OAQ operates as a full business partner with internal and external organizations and serves as a strategic asset dedicated to improving the agency's overall business performance. The mission of the ICE Office of Acquisition Management is to create quality business solutions that accomplish ICE mission goals.

## **Key Accomplishments**

In FY 2009, ICE:

- Received its first Stand Alone Audit of the Balance Sheet in FY 2009. In previous years, ICE did not receive its own audit opinion. ICE was only considered as a subset of the Department's consolidated audit of the entire agency. This change involved significantly more scrutiny by the auditors and ICE was required to prepare and provide extensive data. As a result of our efforts, ICE obtained a Clean Opinion on the FY 2009 Balance Sheet.
- Awarded 11,867 contract actions valued over \$2.9 billion.
- Received over 12,188 allegations of misconduct involving ICE and CBP employees via the ICE/CBP Joint Intake Center. Of those, over 8,210 involved CBP-related allegations. ICE OPR retained 270 of the CBP criminal and serious administrative misconduct allegations. The Joint Intake Case Management System was also enhanced to an Oracle web-based system to improve users access to cases.
- Trained and cross-designated 287(g) agents throughout the country to reduce response times and expand coverage for 287(g) issues.
- Exceeded the government goal for end-to-end processing of initial investigations for Top Secret and Secret security clearances by 16.2%. ICE processed these investigations in 62 days compared to the government goal of 74 days. In addition, ICE processed 12,045 applicants through the suitability and security process with over 53% or 6,324 approved within 8 days, an increase of 2,464 over FY08. ICE also processed 9,477 background investigations, an increase of 2,718 from FY08, and made over 13, 296 final adjudications for suitability, security and reinvestigations resulting in an increase of 2,398 over FY08.

In FY 2010, ICE will:

- Reduce the use of high-risk contracts (noncompetitive, cost-reimbursement, and time-and-materials and labor-hour contracts) by 10% using FY 2008 as a baseline.
- Establish OPR Office of Detention Oversight (ODO) offices in Phoenix and Houston. The ODO office in Phoenix will be co-located with the Management Inspection Unit (MIU). The ODO office in Houston will be co-located with the RAC Houston office. This expansion is an effort to ensure the welfare, safety, and living conditions of ICE detainees and the safety of ICE employees through onsite detention inspections.

- Fully implement the Power Management Initiative for computers, laptops and monitors, which will result in anticipated annual savings of over \$1.2M

In FY 2011, ICE will:

- Expand the use of digital archiving throughout the acquisitions process to improve operational efficiency and effectiveness.
- Focus additional OPR resources in the Laredo area to reduce the opportunity for corruption along one of the busiest commercial ports of entry along the southwest border. ICE plans to place four additional FTEs in this area.
- Support, develop, and implement continued coordination with major local, national and international media outlets regarding the release of official information surrounding ICE's mission and activities worldwide through public affairs outreach efforts.
- Increase ICE stakeholder outreach and engagement, strengthen program stewardship and strengthen internal management capability and while improving internal controls.

**Department of Homeland Security**  
**U.S. Immigration and Customs Enforcement**  
**Salaries and Expenses**  
**Headquarters Managed IT Investment**  
**Program Performance Justification**  
(Dollars in Thousands)

**PPA: Headquarters Managed IT Investment**

	<b>Perm. Pos</b>	<b>FTE</b>	<b>Amount</b>
<b>2009 Actuals</b>	<b>308</b>	<b>289</b>	<b>168,769</b>
<b>2010 Enacted</b>	<b>204</b>	<b>193</b>	<b>233,264</b>
2011 Adjustments-to-Base	47	51	(34,301)
<b>2011 Current Services</b>	<b>251</b>	<b>244</b>	<b>198,963</b>
2011 Program Change	-	-	10,400
<b>2011 Total Request</b>	<b>251</b>	<b>244</b>	<b>209,363</b>
Total Change 2010 to 2011	47	51	(23,901)

U.S. Immigration and Customs Enforcement requests \$209.4 million for this activity. This is a \$23.9 million decrease from the FY 2010 enacted level, of which -\$34.3 million is for annualization of prior year funding, pay inflation, and management and technology efficiencies, and \$10.4 million is for program changes. In FY 2011, this PPA is estimated to pay \$10.6 million in servicewide costs (e.g., rent, working capital fund).

**CURRENT SERVICES PROGRAM DESCRIPTION:**

The ICE Office of the Chief Information Officer (OCIO) provides information technology services and products that enable ICE and DHS to meet their respective missions. In order to meet these goals, the OCIO has developed a number of critical IT initiatives that will help ICE to modernize its IT systems, adapt and conform to modern IT management disciplines, and provide IT solutions throughout ICE.

ICE is in the process of streamlining IT activities to create efficiencies that will result in approximately \$11.7 M or 7 percent in contract savings by the end of FY 2011. In an effort to create efficiencies ICE will:

- Review existing contracts utilizing high risk vehicles such as Time and Materials, and re-compete where feasible to lower risk vehicles such as Firm Fixed Price;
- Target a reduction of 20 contractor FTEs for FY 2010 – FY 11;
- Convert 47 Contractor FTEs to Government FTEs; and
- Assess the OCIO workforce for additional in-sourcing opportunities.

#### FY 2009 Accomplishments:

- Continued the ongoing technology refresh cycle, to include: E-Mail upgrades, desktop and laptop replacements, Printers upgrades, File Server refresh, DHS One Net implementation, Streaming Video implementation, Local Area Network upgrades, Enterprise Query implementation, Interoperability Hub establishment, Web Farm establishment, Single Sign-On implementation and Audit Log Management capability; and
- Served as a pilot program within ICE to address concerns outlined in OMB Memorandum 09-25, "Improving Government Acquisition" (July 29, 2009), and began developing a plan to save 7 percent of baseline contract spending within the HQ Managed IT account by the end of FY 2011.

#### FY 2010 Planned Accomplishments:

- Begin migration to DHS Data Centers;
- Complete migration to DHS One Net; and
- Finalize and begin implementing reductions of 7 percent of baseline contract spending within the HQ Managed IT account by the end of FY 2011.

#### FY 2011 Planned Accomplishments:

- Complete Migration to DHS Data Centers;
- By the end of the fiscal year, save 7 percent of baseline contract spending within the HQ managed IT account by:
  - Review existing contracts utilizing high risk vehicles such as Time and Materials';
  - Re-compete where feasible to lower risk vehicles such as Firm Fixed Price;
  - Target a reduction of 20 Contractor FTEs for FY10 – FY11;
  - Convert 47 Contractor FTEs to Government FTEs in FY10 – FY11;
  - Assess the OCIO workforce for additional in-sourcing opportunities; and
- Continue implementing ongoing three-year cycle technology refresh schedule.

**Department of Homeland Security**  
**U.S. Immigration and Customs Enforcement**  
**Salaries and Expenses**  
**Legal Proceedings**  
**Program Performance Justification**  
(Dollars in Thousands)

**PPA: Legal Proceedings**

	<b>Perm. Pos</b>	<b>FTE</b>	<b>Amount</b>
<b>2009 Actuals</b>	<b>1,270</b>	<b>1,183</b>	<b>210,924</b>
<b>2010 Enacted</b>	<b>1,213</b>	<b>1,200</b>	<b>221,666</b>
2011 Adjustments-to-Base	-	13	-
<b>2011 Current Services</b>	<b>1,213</b>	<b>1,213</b>	<b>221,666</b>
<b>2011 Total Request</b>	<b>1,213</b>	<b>1,213</b>	<b>221,666</b>
Total Change 2010 to 2011	-	13	-

U.S. Immigration and Customs Enforcement requests \$221.7 million for this activity. There is no change from the FY 2010 enacted level. In FY 2011, this PPA is estimated to pay \$32.2 million in servicewide costs (e.g., rent, working capital fund).

**CURRENT SERVICES PROGRAM DESCRIPTION:**

ICE Legal Proceedings (also referred to as the Office of the Principal Legal Advisor or OPLA) provides the legal representation, advice, training, and services required to support the ICE mission. Pursuant to section 442(c) of the Homeland Security Act, OPLA is the exclusive legal representative for ICE and the DHS legal component authorized to represent the government in all exclusion, deportation, and removal proceedings before the Department of Justice's Executive Office for Immigration Review (EOIR).

As the legal representative for the U.S. Government at immigration court hearings, OPLA attorneys handle a variety of immigration-related issues that range from contested removals to custody determinations to applications for administrative relief. Many of the hearings involve criminal aliens, while others involve terrorists and human rights abusers. Additionally, OPLA provides critical legal support to ICE operational elements concerning customs, worksite enforcement, ethics, employment law, tort claims, and administrative law issues.

OPLA consists of a headquarters component and 26 Chief Counsel Offices (CCOs). The areas of responsibility for these CCOs are consistent with the 26 domestic areas of



responsibility within the ICE Office of Investigations (OI). Additionally, Mission Support Divisions provide administrative services to OPLA's operational elements. The following highlights the primary duties and responsibilities of OPLA's headquarters divisions:

- Appellate and Protection Law Division (APLD). APLD has various primary areas of responsibility, which includes the following: appellate and motions practice before the Board of Immigration Appeals (BIA); federal litigation review; and protection law issues. APLD reviews all ICE appeals to the BIA and plays a lead role in briefing the most significant cases. APLD provides assistance and legal guidance daily to the Chief Counsel Offices and other OPLA/HQ Divisions on appellate and motion practices, as well as protection law issues. In addition, APLD reviews and makes recommendations on adverse federal litigation impacting ICE and provides guidance to the CCOs on developments in the federal courts. APLD works closely with the Department of Justice's Office of Immigration Litigation (OIL), DHS Office of the General Counsel, and U.S. Attorney Offices in developing legal strategy and briefing in significant federal cases. Furthermore, APLD reflects the commitment within ICE and OPLA to the sound and thoughtful handling of protection law issues and cases. The immigration courts and BIA adjudicates tens of thousands of requests for asylum, withholding of removal and for protection under the Convention Against Torture annually. These proceedings play a critical role in the development of U.S. protection law, including the issuance of decisions by the BIA and in federal courts. APLD also has primary responsibility for handling automatic and discretionary stays of immigration court bond decisions, oral arguments before the BIA, and recommendations to certify cases to the Attorney General.
- Commercial and Administrative Law Division (CALD). CALD provides legal advice to ICE and represents ICE in the areas of fiscal law, federal tort claims and Bivens actions, memoranda of understanding and other agreements, contract law, breached bonds, and a range of other administrative law matters in support of ICE operations. CALD also adjudicates administrative tort claims, provides guidance and legal advice concerning procurement actions, and develops and coordinates ICE legal policy in these areas. CALD represents ICE before the Government Accountability Office and the Civilian Board of Contract Appeals in procurement matters. CALD further assists Department of Justice litigation attorneys in representing ICE before the various federal courts in federal tort claims and Bivens cases, procurement matters, and other administrative law matters.
- Enforcement Law Division (ELD). The ELD is responsible for handling traditional immigration enforcement issues, general officer authority issues, and providing legal advice on custom issues. The demand for high quality products from ELD has increased tremendously in recent years. This is illustrated by the dramatic increase in enforcement activities and the need for increased ELD client advice in the areas of detention, expedited removal, stipulated removal, reinstatement of removal and custody determination. ELD plays a significant role

in large enforcement operations, including review of warrant affidavits, providing legal advice to operational planners and agency leadership, traveling to the site to advise on legal issues arising during operations, and working extensively with the Department of Justice in related federal court litigation. Further, ELD provides legal support and counsel to the national security and cybercrimes sections of ICE Offices of Investigations and International Affairs, on highly specialized issues.

Additionally, any proposed legislation or regulation on immigration and customs issues requires ELD attention and expertise, whether to draft, negotiate, advise, or comment. OPLA's Regulatory Counsel has various major functions and plays a significant role in ICE's mission, which includes: drafting and assisting others in drafting ICE regulations, including changes in response to comments received during the clearance process, or public comments on a proposed or interim rule; guiding ICE regulations through the clearance process to the publication in the Federal Register of a proposed rule and ultimately a final rule; and reviewing regulations proposed by other agencies that affect ICE's operations.

- Ethics Division. The Ethics Division administers the ICE federal government Standards of Conduct Program, providing training, counseling, and management of the ethics financial disclosure process for all ICE employees. The Ethics Division provides legal professional responsibility advice to ICE attorneys and oversees management inquiries into OPLA employee misconduct complaints.
- Human Rights Law Division (HRLD). HRLD coordinates ICE's litigation efforts nationwide to pursue criminal prosecutions and judicial orders of removal against human rights abusers. HRLD team members work closely with the Office of Investigations and Office of Detention and Removal (DRO) to provide legal advice to agents and officers in the identification, investigation, prosecution, and removal of individuals involved in human rights abuses such as genocide, extrajudicial killings, and torture. HRLD works closely with the Departments of State and Justice, intelligence agencies, and non-governmental organizations to ensure that the United States does not become a safe haven for human rights abusers. HRLD currently has a caseload of 800 cases in various stages of litigation involving individuals from 85 different countries.
- Knowledge Management Division (KMD). KMD is responsible for assuring that information relating to the critical issues of the day is available and rapidly developed into knowledge for decision-making processes. This includes obtaining and managing access to all critical databases, such as TECS, Consular Consolidated Database (CCD), and the new systems of agencies and other DHS components, such as U.S. Citizenship and Immigration Services (USCIS) Enterprise Document Management System (EDMS). KMD develops and provides the organizational processes for a synergistic combination of the data and information-processing capacity of information technologies and the creative and innovative capacity of human beings. Toward this end, the KMD has developed and deployed the General Counsel Electronic Management System

(GEMS) – a case and document management system. KMD develops, monitors compliance of users, and analyses OPLA workload and performance data. KMD is OPLA's liaison with the Office of the Chief Information Officer (OCIO) on all issues, including field office support, deployment of new systems and hardware, information sharing and system compatibility, and e-discovery. KMD staff serves as subject matter experts for OPLA IT in the field.

- Labor and Employment Law Division (LELD). LELD provides legal advice and represents ICE in the areas of employment and labor law. LELD represents ICE before the Equal Employment Opportunity Commission, the Merit Systems Protection Board, and the Federal Labor Relations Authority in employment and labor matters. LELD assists Department of Justice litigation attorneys in representing ICE before the various federal courts in Freedom of Information Act and Privacy Act cases and other labor law matters.
- Legislative Counsel. Legislative Counsel drafts and reviews legislative proposals for ICE, including coordinating the legislative proposals with the ICE Office of Congressional Relations, Office of Policy, and ICE Executive Secretariat, as well as coordinating with the DHS Office of the General Counsel and DHS Policy Office.
- National Security Law Division (NSLD). NSLD provides legal advice and oversees litigation involving special interest cases, including those involving international terrorism, counter-terrorism, espionage, and other national security matters. The legal work performed by the NSLD is critical to ICE's efforts to protect the nation's security. NSLD attorneys are involved in a fast-paced practice, working closely with other federal law enforcement and intelligence agencies, including the FBI and CIA, and routinely make decisions that have an immediate impact on national security. Specifically, NSLD attorneys oversee and coordinate removal proceedings involving terrorists and foreign intelligence agents, provide legal support and training to ICE's OI (especially the Counter Terrorism Unit, National Security Integration Center, and Visa Security Unit) and Office of Intelligence, and liaison with the Civil and Criminal Divisions of the Department of Justice.
- Strategic Management Division (SMD). SMD serves as the central point for the general planning, budgeting, and managing of OPLA. SMD administers OPLA's strategic plan ensuring OPLA maintains a trained, professional, highly motivated, and client-focused staff who effectively and efficiently handle legal matters in support of the ICE mission. SMD ensures that OPLA's objectives are consistent with the ICE Assistant Secretary's strategic vision and coordinates refinements as necessary to OPLA's three to five year plan objectives. Additionally, SMD leads OPLA's risk management activities with ICE planning work groups. By incorporating the activities of strategic planning and risk management, SMD formulates future budget requests for OPLA that are based on Senior Leadership's vision for the organization. SMD conducts on-site reviews of Chief Counsel

Offices and coordinates implementation of recommended “best practice” improvements. To help ensure consistency throughout OPLA, SMD drafts new or revised program policy and serves as the central repository for all OPLA policies.

- Training Division (TD). OPLA’s TD is responsible for a variety of training events such as, Management Meetings, New Attorney Training, and specialty law training specifically tailored for OPLA staff such as National Security, Human Rights, Labor Law, and Leadership Development Training Program. The TD coordinates and facilitates training with other federal, state, and local government agencies (i.e., 287(g) training). Finally, the TD tracks training for all OPLA employees and ensures compliance with mandatory ICE training requirements.

## **Key Accomplishments**

In FY 2009, OPLA was very successful in achieving program staffing goals. At the end of FY 2009 the on-board attorney staffing level was approximately 97 percent of the approved level of 914 attorneys. This represents an increase of approximately 23 percent above FY 2008 levels.

In FY 2009, the total number of new matters received by the EOIR was 389,352 and the total matters completed were 351,234. Additionally, the Board of Immigration Appeals received 33,000 appeals filed from decisions made by the immigration judges.

In an effort to increase efficiency of the removal process, OPLA, in conjunction with DRO and EOIR, focused legal support and stakeholder training efforts on the stipulated removal program to eliminate the need to have an in-person hearing before an immigration judge. A total of 29,012 cases were completed through the stipulated removal process.

The successful staffing of the 21 Special Assistant U.S. Attorney (SAUSA) positions in FY 2009 had proved to be a positive program resource. The Special Assistant U.S. Attorneys (SAUSAs) primarily focus on criminal cases brought by the Office of Investigations, thereby increasing the number of ICE cases prosecuted by the US Attorney’s Office.

During FY 2009, OPLA realigned attorney resources to provide increased support and assistance to ICE components and external stakeholders. OPLA filled 73 newly created Senior Attorney positions in the field offices. Senior Attorneys provided a myriad of services, but their main duties include: providing training to other ICE components, handling national security and special interest cases, and providing specialized legal advice to the Special Agents-in-Charge (SACs) and Field Office Directors (FODs).

In FY 2009, OPLA played a significant role providing legal advice and training to OI in support of worksite operations. In some of the larger, more significant operations, OPLA deployed attorneys to provide on-site advice to ICE agents and officers.

OPLA's workload also increased due to enhanced enforcement capabilities such as 287(g), Secure Communities, Criminal Alien Program, and other efforts. For example, at the end of FY 2009, there were 67 signed Memorandum of Agreements (MOAs) located in 23 states. This led to the 1,075 state and local law enforcement officers who were 287(g) trained, encountering over 133,000 aliens that were amenable for placement into removal proceedings.

OPLA's plan for FY 2010 builds upon the FY 2009 accomplishments by expanding support of immigration enforcement actions such as 287 (g), worksite, stipulated removals, and criminal prosecutions. Additionally, OPLA will implement the results of the High Performing Organization (HPO) study that concentrated on the legal support services performed in OPLA's field offices. By increasing efficiencies in field legal support services, support staff will be able to provide additional services in support of the attorneys.

ICE strategic planning indicators for FY 2011 and beyond suggest that ICE will continue to focus casework on immigration enforcement efforts, bulk cash smuggling, contraband smuggling, and aliens committing violent crimes against persons. In support of these ICE initiatives, OPLA will direct resources toward these efforts. Additionally, OPLA's broad objectives for FY 2011 include further enhancing OPLA's capabilities to effectively and efficiently prosecute immigration and customs law violations by further refining and improving efficiencies in how workload is managed.

**Department of Homeland Security**  
**U.S. Immigration and Customs Enforcement**  
**Salaries and Expenses**  
**Domestic Investigations**  
**Program Performance Justification**  
(Dollars in Thousands)

**PPA: Domestic Investigations**

	<b>Perm. Pos</b>	<b>FTE</b>	<b>Amount</b>
<b>2009 Actuals</b>	b2 high, b7e	b2 high, b7e	<b>1,527,063</b>
<b>2010 Enacted</b>			<b>1,649,551</b>
2011 Adjustments-to-Base			47,487
<b>2011 Current Services</b>			<b>1,697,038</b>
2011 Program Change			30,000
<b>2011 Total Request</b>			<b>1,727,038</b>
Total Change 2010 to 2011			77,487

U.S. Immigration and Customs Enforcement requests \$1,727.0 million for this activity. This is a \$77.5 million increase from the FY 2010 enacted level, of which \$47.5 million is for annualization of prior year funding, pay inflation, and management and technology efficiencies, and \$30.0 million is for program changes. In FY 2011, this PPA is estimated to pay \$270.2 million in servicewide costs (e.g., rent, working capital fund).

**CURRENT SERVICES PROGRAM DESCRIPTION:**

The Office of Investigations (OI) enforces customs and immigration laws through the investigation of activities, persons, and events that may pose a threat to the safety or security of the United States and its citizens. Investigations lead to the arrest and prosecution of perpetrators and/or result in the removal of individuals posing risks to national security or public safety. OI investigates: illegal trafficking in weapons and procurement of sensitive U.S.-origin technology, including weapons of mass destruction; the smuggling of narcotics and other contraband; human smuggling and trafficking; money laundering and other financial crimes; fraudulent trade practices; identity and benefit fraud; child pornography; child sex tourism; employers that hire illegal and undocumented workers; and health and public safety dangers.

The following five investigative components of OI use immigration and customs authorities to address vulnerabilities and prevent violations that threaten national security and public safety.

**National Security Investigations:** OI works to deter and dismantle terrorist groups, individuals, and companies involved in the illegal procurement and movement of weapons of mass destruction and their materials and components. National Security Investigations personnel work closely with the Federal Bureau of Investigation's Joint Terrorism Task Forces (JTTFs). JTTFs utilize the collective resources of the participating agencies for the prevention, deterrence, and investigation of terrorism and related activities occurring in or affecting the United States.

The Counter Proliferation Unit (CPU) leads U.S. Government efforts to prevent foreign adversaries from illegally obtaining U.S. military products and sensitive technology, including weapons of mass destruction components. ICE special agents possess the U.S. Government's most extensive expertise, longest ranging experience, and broadest export-related authorities.

Project Shield America is ICE's public and industry outreach program. Under this program, ICE special agents visit U.S. manufacturers and exporters of arms and sensitive goods to educate them about U.S. export laws and solicit their assistance in identifying potential illegal exports. Since late 2001, ICE special agents have conducted more than 14,000 presentations, resulting in tips that have led to ICE criminal investigations.

Millions of nonimmigrant aliens enter the United States every year to visit, work, and attend school. An estimated 100,000 of these aliens annually will overstay or violate the terms of their authorized period of admission, for economic, personal, and criminal reasons. In an effort to combat this threat, the federal government has implemented the National Security Entry Exit Registration System (NSEERS), the Student and Exchange Visitor Information System (SEVIS), and U.S. Visitor and Immigrant Status Indicator Technology (US-VISIT) to track nonimmigrant aliens in the United States. The responsibility for enforcing these systems lies with the Compliance Enforcement Unit (CEU).

The Threat Analysis Section (TAS), a part of the National Security Unit (NSU), is a specialized group of agents and intelligence analysts who proactively identify persons of interest from within the non-immigrant community of visitors, students, and temporary workers in the United States. The TAS uses the latest computer technology and access to immigration, law enforcement, and intelligence information to identify hidden links and associations between persons and events that could indicate a previously unknown threat.

National Security Investigations personnel participate in the Human Smuggling and Trafficking Center (HSTC), which combines ICE's resources with other Federal agency representatives from the policy, law enforcement, intelligence and diplomatic arenas to work together to achieve increased progress in addressing the problems of human smuggling, human trafficking, and clandestine terrorist mobility.

**Financial Investigations:** OI identifies, investigates, disrupts, and dismantles criminal organizations and the complex systems used to launder funds generated from smuggling, human trafficking, financial scams, commercial fraud and intellectual property rights

violations, forced child labor, and other criminal activity. In coordination with private sector partners, OI reduces the vulnerability of U.S. financial systems to exploitation by terrorist and other criminal organizations, and seizes illicit proceeds derived from and used for criminal activity. In view of the significant role that financial assets and money laundering play in sustaining criminal organizations and criminal activity, all ICE investigations include a financial component.

The Cornerstone Initiative focuses on coordination and cooperation with other domestic and foreign law enforcement agencies and the private sector to eliminate vulnerabilities in U.S. financial systems and disrupt and dismantle alternative financing mechanisms that terrorists and other criminals use to earn, move, and store illicit funds.

The domestic Trade Transparency Unit (TTU) and Money Laundering Coordination Center (MLCC) provide the analytical infrastructure to support financial and trade investigations. The TTU provides the capability to identify and analyze complex trade-based money laundering systems, such as the estimated \$5 billion-per-year drug money-laundering scheme known as the Black Market Peso Exchange (BMPE).

OI actively participates in collaborative investigative task forces with other federal, state, local, and international law enforcement agencies (e.g., High Intensity Financial Crime Area programs, Joint Vetting Units, Financial Action Task Forces) targeting terrorist financing and transnational money laundering.

**Smuggling/Public Safety Investigations:** OI identifies, deters, interdicts, and investigates activities associated with the unlawful movement of people and goods into and out of the country. In addition to conducting investigations targeted at disrupting and dismantling activities of groups and individuals engaged in the smuggling of humans and contraband, OI investigates human rights violations, exploitation of individuals, importation of hazardous and prohibited items, identity and benefit fraud, critical infrastructure protection/worksites enforcement, and violent criminal aliens.

Agents are confronted with numerous challenges in the effort to combat drug traffickers and, ultimately, significantly reduce the amount of illegal drugs introduced into the United States each year. Drug smuggling organizations continue to develop new and sophisticated methods to smuggle drugs into the United States by developing new concealment techniques, organizing internal conspiracies (i.e., criminals target corrupt personnel within a company or transportation industry to introduce contraband into otherwise legitimate cargo or conveyances), using various transshipment routes, and attempting to corrupt law enforcement officers.

Using programs such as the Maritime Port Security Program, OI eliminates the threats posed by internal conspiracies and smuggling organizations. Operation Safe Harbor focuses on investigative initiatives in the maritime port environment as well as non-investigative initiatives including cooperative programs with CBP and other DHS agencies.



Resources and support for these investigative efforts are enhanced through increased coordination and cooperation with other federal, state, tribal, local, and foreign law enforcement agencies and through participation in task forces such as the Organized Crime Drug Enforcement Task Force, the High Intensity Drug Trafficking Area, and the High Intensity Financial Crime Area programs.

The Commercial Fraud Unit and National Center for Intellectual Property Rights (IPR Center) target predatory and unfair trade practices that threaten our economic stability, restrict the competitiveness of U.S. industry in world markets, and place the public health and safety of the American people at risk. ICE is the only federal agency that investigates predatory and unfair trade practices under title 19 of the U.S.C.

Identity and benefit fraud is a vulnerability of national security because it enables terrorists and criminals to exploit the legitimate immigration process and obtain “legal” status in the United States via fraudulent means. Benefit fraud is an extremely lucrative form of organized white-collar crime; it is complex and challenging to investigate, and often involves sophisticated, multi-layered schemes with multiple co-conspirators that take years to investigate and prosecute. OI focuses on identifying and targeting the most significant, prolific, and egregious violators, and individuals and organizations that pose a risk to national security or public safety.

Violent criminal aliens, such as sexual predators and street gang members, pose a significant threat to public safety. In partnership with state and local law enforcement, OI investigates foreign-born sex offenders for violations of laws in order to remove them from the country. Likewise, OI coordinates investigations with domestic and international law enforcement to disrupt and dismantle street gangs with foreign-born members, which have been involved in various crimes with a nexus to the border, such as drug and human smuggling, weapons trafficking, document fraud, and the export of stolen goods. OI also works to deny safe haven to human rights violators in the United States by investigating their violations of U.S. criminal and immigration laws.

Through worksite enforcement initiatives, OI works with the federal and private sector to prevent criminals and terrorists from penetrating and harming the U.S. economy by gaining employment in critical and sensitive areas. OI enforcement operations prioritize and target the most important, and vulnerable, facilities for enforcement activity, and identify and remove unauthorized facility workers through multi-agency screening and arrest operations. Furthermore, OI is applying sanctions to criminal employers whose employment practices constitute worker exploitation or have a nexus to alien smuggling or fraud. OI also conducts enforcement operations and I-9 audits on egregious violators that are not complying with the Employment Eligibility Verification requirements and have adopted the use of unauthorized workers as part of their business strategy. OI also conducts proactive outreach presentations and seminars under the ICE Mutual Agreement between Government and Employers (IMAGE) program to educate employers and trade associations as to their legal responsibilities that will help them remain in or achieve compliance with immigration and related laws.

**Investigative Services:** OI provides investigative support services to all categories of investigations, including Asset Forfeiture and the Law Enforcement Support Center (LESC). Asset Forfeiture laws allow ICE agents to store and maintain seized property and forfeit illicit proceeds and other criminally derived assets from critical infrastructure cases. Illicit proceeds are gained by organizations utilizing undocumented workers at Ports of Entry and/or In-Bond warehouses and are used to sustain the criminal activity and to fund other criminal endeavors. The LESC is an ICE 24-hour national enforcement operations facility that provides real-time immigration status assistance to federal, state, and local LEAs on aliens suspected, arrested, or convicted of criminal activity. The LESC responds to inquiries from state and local law enforcement partners who have apprehended individuals suspected of being in the country illegally. The LESC processes biometric information on criminal arrestees generated through interoperability between the FBI IAFIS database and the US-VISIT IDENT database to identify removable criminal aliens and research the severity of the subject's criminal history for prioritization of enforcement actions. These efforts also directly support the ICE Secure Communities Initiative.


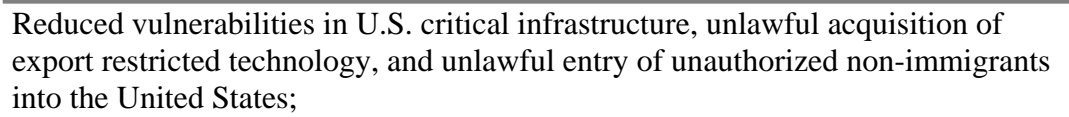
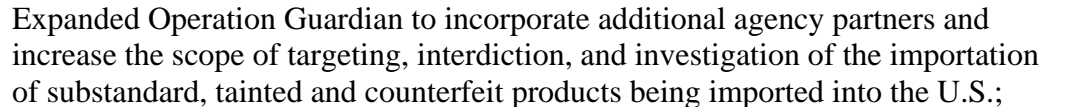
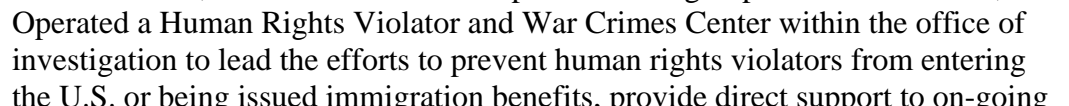
**Law Enforcement Support & Information Management:** OI provides investigative support services to all categories of investigation, including the Cyber Crimes Center (C3), Technical Operations, and the Forensic Document Laboratory (FDL). The C3 manages Operation Predator and investigates and provides computer forensics on domestic and international criminal activities occurring on, or facilitated by, the Internet, including document and benefit fraud, arms and strategic technology, money laundering, counterfeit pharmaceuticals, child pornography, and child sex tourism investigations.

The FDL is the only federal crime laboratory dedicated exclusively to detecting and deterring travel and identity document fraud. This capacity is critical to finding and eliminating the root causes of immigration fraud. Technical Operations assists the field by providing support for technical equipment needs including tracking devices, video equipment, body wires, covert entry, Title III equipment, Telecommunications Linking System as well as supporting all ICE OI Title III telephone, email and IP intercepts, and pen registers. Technical Operations provides training in undercover (UC) classes, designated technical agent (DTA) classes, technical enforcement officer (TEO) classes, Title III classes, Penlink software classes, and to foreign governments.

## **Key Accomplishments**

In addition to ongoing activities, OI accomplished the following in FY 2009:


- Executed operations in seven additional Border Enforcement Task Force (BEST) locations in FY 2009 to bring the total number to 17; new BEST seaport operations in Los Angeles/Long Beach, Miami, and New York/New Jersey; southwest border BEST operations in Las Cruces and Deming, New Mexico; northern border BEST operations in Detroit, Michigan; and an overseas BEST in Mexico City;

- Managed the Armas Cruzadas Surge Operation consisting of a three month enforcement period to utilize all available assets to conduct enforcement activities which will maximize weapons interdictions including targeting of known weapons proliferation networks and conducting roving southbound operations with CBP at the ports of entry (POEs);
- Temporarily enhanced Southwest Border investigative resources to address border violence along the U.S./Mexico border and focus on cross border and threats in the region including contraband smuggling, money laundering and bulk cash smuggling, human smuggling and trafficking, transnational criminal gangs, and tunnel detection;
- Updated MOU with ATF and DEA to clearly establish how the two agencies investigative resources will work together on investigations of international firearms trafficking and possession of firearms by illegal aliens;
- Executed the Visa Waiver Enforcement Program (VWEP) to address vulnerabilities inherent in the Visa Waiver Program;
- Coordinated with Census, the State Department, and U.S. Customs and Border Protection (CBP) to put in place the necessary regulation changes so that the serial numbers on all firearms exported from the U.S. will be captured at the time of export;
- Continued to participate in efforts to establish a formal Trade Transparency Unit in Panama;
- Conducted Operation Stamp Out in collaboration with CBP and the U.S. Postal Inspection Service (USPIS) to combat the rise in the importation and distribution of counterfeit U.S. Postal money orders, stamps, and meter stamps into the U.S.;
- In coordination with CBP, implemented HQ-initiated Fraud Investigative Strike Team Operations to ten ports/ICE offices;
- Expanded the ability of the Cyber Crimes Center (C3) to address the increases in digital data forensics volumes, while developing new tools and methods to manage and improve the analysis of derived digital information;
- 
- 
- 
- 
- Reduced vulnerabilities in U.S. critical infrastructure, unlawful acquisition of export restricted technology, and unlawful entry of unauthorized non-immigrants into the United States;
- Expanded Operation Guardian to incorporate additional agency partners and increase the scope of targeting, interdiction, and investigation of the importation of substandard, tainted and counterfeit products being imported into the U.S.;
- Operated a Human Rights Violator and War Crimes Center within the office of investigation to lead the efforts to prevent human rights violators from entering the U.S. or being issued immigration benefits, provide direct support to on-going criminal and administrative investigations and court proceedings involving human

- rights violators along with generating and disseminating investigative referrals to the field for investigation;
- Continued to identify, locate, arrest, criminally prosecute and ultimately remove transnational criminal street gang members from the U.S., as part of Operation Community Shield;
  - Managed the Bulk Cash Smuggling Center (BCSC), an around the clock intelligence and operations facility to provide real-time tactical intelligence to federal, state and local officers involved in enforcement and interdiction of bulk cash smuggling and the transportation of illicit funds.
  - Conducted Cornerstone's outreach and training for the trade and financial business communities; and
  - Directed the Jamaican Operations Linked to Telemarketing (JOLT) and continued to further telemarketing fraud investigations, to include the support and enhancement of the existing Project Canadian Operations Linked to Telemarketing (COLT), identifying, disrupting and dismantling organizations perpetrating this fraudulent scheme and seizing the proceeds as well as returning money to victims of such crimes.

In addition to ongoing activities, OI plans to accomplish the following in FY 2010:

- Permanently expand investigative resources at the Southwest Border to address border violence along the U.S./Mexico border and focus on cross border and threats in the region including contraband smuggling, money laundering and bulk cash smuggling, human smuggling and trafficking, transnational criminal gangs, and tunnel detection;
- Expand the BEST program to additional seaport locations in San Juan, Puerto Rico, New Orleans, Louisiana, Charleston, South Carolina, Boston, Massachusetts, Houston, Texas, and Honolulu, Hawaii;
- Expand Operation Armas Cruzadas to incorporate additional agency partners and increase the scope of targeting, interdiction, and investigation of the smuggling of weapons from the U.S. into Mexico and continue to effectively respond to and support the task of investigating the illegal smuggling of weapons from the U.S. into Mexico;
- Increase compliance enforcement efforts while increasing efficiency, and build on interagency partnerships to ensure efforts remain focused on emerging national security threat streams;
- Coordinate with CBP to expand the "security bond" initiative targeting the illegal diversion of commercial goods transported globally via the in-bond process;
- Continue export enforcement programs dedicated to specific dual-use and military technology;
- Continue the roll-out of Operation TECH Defense, an initiative intended to disrupt and deny suspect non-immigrants access to sensitive U.S. technologies through either immigration or export enforcement actions;
- Develop additional commercial fraud based initiatives in coordination with CBP that focus on revenue protection and other import violations;

- Build on the successful partnerships that have been created through the IMAGE program with exemplary businesses within the area of immigration compliance;
- Upgrade information technology to enhance trade-based money laundering and other commercial fraud investigations;
- Continue partnerships with the Department of Labor, Department of State, Social Security Administration, U.S. Postal Service, USCIS, and other federal, state and local agencies to address document and benefit fraud and vulnerabilities in the immigration process;
- Continue IPR Center outreach efforts both nationally and internationally;
- Disrupt, dismantle, and eliminate vulnerabilities within Internet financial sectors and services before terrorists and other criminal organizations can exploit them;
- Continue asset forfeiture investigations by identifying, seizing, and forfeiting illegal proceeds;
- Continue to support the Human Rights Violator and War Crimes Center and attempt to expand by partnering with other agencies that have a role in the domestic and overseas investigation, prosecution, and removal of human rights violators and war criminals;
- Continue to coordinate with Census, the Department of State, and CBP to put in place the necessary regulation changes so that the serial numbers on all firearms exported from the U.S. will be captured at the time of export;
-  b2 high, b7e
- Infiltrate, disrupt and dismantle transnational criminal street gang organizations through the use of RICO, VICAR, CCE, Hobbs Act and other statutory violations in furtherance of Operation Community Shield;
- Establish partnerships with CBP, TSA and the U.S. Postal Service aimed at disrupting efforts of criminal organizations involved in cross-border crimes to move their illicit proceeds;
- Continue Cornerstone's outreach and training for the trade and financial business communities; and
- Continue to further telemarketing fraud investigations, Project JOLT and Project COLT, to identify, disrupt and dismantle organizations perpetrating this fraudulent scheme and seize the proceeds of their operations, as well as return money to victims of such crimes.

In FY 2011, OI will:

- Continue to expand Operation Armas Cruzadas to incorporate additional agency partners and increase the scope of targeting, interdiction, and investigation of the smuggling of weapons from the U.S. into Mexico to reduce the flow of weapons trafficking through U.S. borders;

- Expansion of mission support FTEs to help alleviate administrative functions performed by agents and allow them to focus on their primary function – the investigation of transnational and border crime. This funding will help ensure agents have the necessary mission support so they can focus their efforts on investigations, rather than administrative tasks.
- Establish BESTs in three additional locations (Massena, NY; San Francisco, CA and Honolulu, HI) to prevent the smuggling of goods and the illegal entry of persons, with a priority focus on terrorist groups, gang members, and criminal aliens.
- Hire <sup>high, 47</sup> FTEs for the ICE-led National Intellectual Property Rights Coordination Cent (IPR Center), a collaborative effort bringing together key U.S. Government agencies, to stop intellectual property rights (IPR) violations that threaten our economic stability, impact the competitiveness of U.S. industry, and endanger the public's health and safety. Additionally, ICE will focus on disrupting criminal organizations through the Internet to facilitate IPR crime and provide support for anti-counterfeiting efforts.
- Reduce the nation's vulnerability to exploitation of nonimmigrant visas/programs by increasing compliance enforcement actions;
- Continue coordination with CBP to expand the "security bond" initiative targeting the illegal diversion of commercial goods transported globally via the in-bond process;
- Continue export enforcement programs dedicated to specific dual-use and military technology;
- Expand training and targeting of potential violators in support of Operation TECH DEFENSE through the identification of sensitive technologies, the manufacturers of those technologies and determining whether the companies are compliant with immigration and export regulations and laws;
- Develop additional commercial fraud based initiatives in coordination with CBP that focus on revenue protection and other import violations. Initiatives would include investigations of antidumping evasion, misclassified textiles, forced labor products, and restricted endangered species imports;
- Further enhance national security violation investigations that involve smuggling or trafficking of aliens or some other form of worker exploitation;
- Upgrade information technology to enhance trade-based money laundering and commercial fraud investigations;
- Partner with the Department of Labor, Department of State, Social Security Administration, U.S. Postal Service, USCIS, and other federal, state and local agencies to address document and benefit fraud and vulnerabilities in the immigration process;
- Continue IPR Center outreach efforts both nationally and internationally;
- Disrupt, dismantle, and eliminate vulnerabilities within internet financial sectors and services before terrorists and other criminal organizations can exploit them;
- Continue asset forfeiture investigations by identifying, seizing, and forfeiting illegal proceeds;
- Continue to review current operations to ensure resources are targeted based on risk;

- Continue to develop plans that will provide continuity for critical ICE enforcement activities currently conducted at the LESC; and
- Continue to support the activities, goals, and plans of Secure Communities working with federal, state and local law enforcement agencies.
- The Office of Investigations expects approximately (b)(2) high, (b)(7) E Investigative FTE and \$100 million to be spent in support of the following overarching goals of the SWB Counter-Narcotics Strategy:
  - Investigations and Prosecutions - Targeting and attacking criminal organizations through effective investigations and prosecutions
  - Money - The processes of moving bulk cash out of the country and its eventual repatriation present vulnerabilities and intelligence which U.S. law enforcement can exploit to identify and dismantle illicit drug organizations.
  - Weapons - develop an effective, coordinated, and comprehensive response to the threat of illegal weapons smuggling/trafficking from the United States into Mexico, and to support Mexico's broader efforts to deny drug trafficking organizations access to arms from other international sources.

**Department of Homeland Security**  
**U.S. Immigration and Customs Enforcement**  
**Salaries and Expenses**  
**International Investigations**  
**Program Performance Justification**  
(Dollars in Thousands)

**PPA: International Investigations**

	Perm. Pos	FTE	Amount
<b>2009 Actuals</b>			<b>109,780</b>
<b>2010 Enacted</b>			<b>112,872</b>
2011 Adjustments-to-Base			817
<b>2011 Current Services</b>			<b>113,689</b>
<b>2011 Total Request</b>			<b>113,689</b>
Total Change 2010 to 2011			817

b2 high, b7e

U.S. Immigration and Customs Enforcement requests \$113.7 million for this activity. This is a \$0.8 million increase from the FY 2010 enacted level, which is for annualization of prior year funding, pay inflation, and management and technology efficiencies. In FY 2011, this PPA is estimated to pay \$6.6 million in servicewide costs (e.g., rent, working capital fund).

**CURRENT SERVICES PROGRAM DESCRIPTION:**

The Office of International Affairs (OIA) protects the United States by enhancing its security through proactive international investigations overseas involving transnational criminal organizations responsible for the illegal movement of people, goods, and technology. As the forward element of ICE, OIA works with foreign counterparts to identify and combat criminal organizations *before* they can adversely impact the United States. OIA serves as the primary component of DHS international law enforcement operations presence and must maintain operational flexibility in order to meet the dynamic challenges and threats in the global environment. OIA personnel collaborate with foreign counterparts in joint efforts to deter, disrupt, and dismantle transnational criminal organizations engaged in contraband smuggling, human smuggling and trafficking, immigration violations, money laundering, arms and technology trafficking, child sexual exploitation (child pornography and child sex tourism), forced child labor, and financial and cyber crimes overseas.

The primary mission of an OIA Attaché office is to conduct ICE investigations and critical law enforcement operations and to provide investigative support to domestic offices in combating transnational crime. Attaché offices coordinate international law



enforcement operations and build relationships with foreign law enforcement, immigration and customs counterparts; support other DHS, ICE and U.S. government components and initiatives; refer requests from host country agencies to domestic offices; serve as advisors to U.S. missions; and provide training and conduct outreach to foreign officials on ICE international priorities. OIA also coordinates with foreign counterparts to share information under negotiated bilateral agreements and Customs Mutual Assistance Agreements. OIA conducts and coordinates international training of law enforcement counterparts overseas resulting in enforcement outcomes and coordinates training through International Law Enforcement Academies (ILEA). OIA's activities also support the goals set forth by the DOS in the areas of regional stability, counter-terrorism, homeland security, weapons of mass destruction, international crime and drugs, economic prosperity, and public diplomacy.

### **International Removals and Repatriations**

One of ICE's primary strategic goals is to promote public safety and combat immigration-related crimes by removing individuals, especially criminals and other threats to public safety that are unlawfully present in the United States. OIA facilitates the timely removal and return of aliens from the United States to host countries, and strengthens and supports legal migration. Through the use of dedicated Assistant Attaché for Removals overseas, OIA is able to coordinate returns with host governments and to facilitate transits and country clearances. The newly deployed Assistant Attachés are integrated with and supported by the ICE Attaché offices. Where there is no Assistant Attaché for Removals deployed, the ICE Attachés still bears the ultimate responsibility for the host country acceptance of aliens from the United States. The removal and repatriation activities are focused in areas where liaison will have the greatest enforcement benefit and regional impact, such as the Caribbean, the Americas, Asia, and Africa.

Through its newly-established Repatriations and International Agreements Unit (RIA), OIA coordinates with the ICE Office of Detention and Removal Operations (DRO) to effect the removal of aliens from the United States who have final orders of removal. These functions speed the removal process and reduce related detention costs. The DOS also benefits from ICE support at the U.S. embassies through assistance in sensitive removal discussions with receiving and transit countries. Close foreign coordination is required to gain cooperation from foreign governments on return of aliens and coordination of Justice Prisoner and Alien Transport System flights, country clearances, escorts, and charters. The RIA also furthers law enforcement coordination through development of international agreements, and in addition to acting as liaison with ICE DRO, coordinates information sharing through and ICE negotiation on Customs Mutual Assistance Agreements, Mutual Legal Assistance Treaties and other international agreements as needed. These bilateral agreements and activities are centrally controlled and coordinated under OIA to provide one voice for ICE.

## Key Accomplishments

In FY 2009, OIA:

- Opened new Attachés offices in several strategic locations, including Brussels, Belgium, Cartagena, Colombia, Guayaquil, Ecuador, and Amman, Jordan;
- Received the INTERPOL Secretary General's concurrence on placement of a Senior ICE executive at INTERPOL headquarters in Lyon, France;
- Established the RIA Unit within OIA to work with DRO and DOS to negotiate and maintain removal agreements with foreign countries. This unit develops approaches for working with recalcitrant countries which do not allow the repatriation of their citizens and works with other U.S. Government agencies to negotiate various mutual assistance agreements and other international agreements;
- Deployed Assistant Attaché for Removals to six additional Attaché offices overseas to coordinate with host governments to facilitate removals of aliens under orders from the U.S.;
- Received authority to establish an Attaché office in Kabul, Afghanistan in support of the "civilian surge" initiative;
- Received funding from the Department of Defense (DOD) to support U.S. Central Command (CENTCOM), U.S. Southern Command (SOCOM), and U.S. mission interests, and to support DHS and DOD priorities regionally;
- Continued to work with DOD partners to support efforts in the Global War on Terror (GWOT) and established Senior ICE Representative positions at SOCOM, Africa Command (AFRICOM), and United States European Command (USEUCOM);
- Supported the Southwest Border Initiative Surge to combat the ongoing and increasing cross-border violence by sending <sup>high</sup> additional personnel on temporary assignment to four existing offices in Monterrey, Hermosillo, Juarez, and Tijuana to achieve a quantitative increase in operational investigations, seizures, arrests, and investigative leads to domestic field offices;
- Established a Border Enforcement Security Task Force (BEST) in Mexico City in cooperation with Mexican law enforcement agencies to facilitate the exchange of information and rapid bilateral investigation of violations on both sides of the border through coordination with the <sup>high</sup> existing Southwest border BESTs and the Armas Cruzadas Virtual Web Portal;
- As part of the Merida Initiative, sent <sup>high</sup> criminal investigators and <sup>high</sup> intelligence analyst to teach Basic Investigative Methods to approximately 1,300 students and continued to support the training;
- Concluded Counter Proliferation Investigations (CPI) in child pornography, human smuggling and trafficking, illegal arms exports, child sex tourism, and financial crimes cases, leading to the arrest/indictment of the people/networks attempting to acquire U.S. controlled technology/goods bound for prohibited destinations;
- Provided logistical support/coordination for 16 Textile Production Verification Team (TPVT) visits and investigated leads for potential transshipment violations;

- Continued participation and support of Project Center for Operations Linked to Telemarketing (COLT), a very successful program within Royal Canadian Mounted Police's (RCMP) Commercial Crimes Unit. With ICE assistance with the research, investigation and ultimate extradition to the U.S. of the perpetrators, funds intercepted by Canada Post from U.S. victims have been returned to the victims in an efficient and timely manner;
- Began participation in the 41K Project, a bilateral information sharing initiative between the Canadian and U.S. Governments aimed at determining how many of the approximate 41,000 persons ordered removed from Canada have absconded to the U.S. and to locate, apprehend, and prosecute the individuals who entered the U.S. under false pretenses;
- Assigned personnel to the RCMP – National Child Exploitation Coordination Center NCECC, a national clearinghouse for all international requests to conduct investigations in Canada related to child sexual exploitation on the Internet;
- Entered into a Memorandum of Agreement with Jamaica, which established Project Jamaican Operations Linked to Telemarketing (JOLT) that serves to identify, disrupt, and dismantle the severe increase in Jamaican based telemarketing fraud operations that prey on U.S. citizens, many of whom are senior citizens;
- Assisted in the formulation of Operation Arena in Jamaica, a multinational operated undercover anti-corruption taskforce, that consists of international law enforcement partners working in a non-disclosed location with the goal of identifying, disrupting, extraditing, and prosecuting high-level Jamaican police and government officials. Operation Arena will focus on cross-border financial crimes committed by identified targets;
- Conducted joint OIA, Office of Investigations, Customs and Border Protection (CBP), and DHS bilateral Bulk Cash Smuggling (BCS) operations in furtherance of the ICE Hands Across the World (HAW) initiative utilizing real-time exchange of cash declaration information and intelligence to combat the threat of international BCS by assisting foreign customs administrations in targeting cash couriers. FY09 HAW operations in Italy, Spain, the United Kingdom, Taiwan, Israel, and the Kingdom of Bahrain resulted in dozens of currency seizures totaling more than \$600,700,000 in U.S. currency;
- Co-sponsored, with Australian Customs, the Asia Pacific Economic Cooperation (APEC) Workshop on Detecting and Deterring Cash Couriers and Bulk Cash Smugglers in Sydney, Australia for 80 participants from 20 APEC economies, featuring presentations from international customs and law enforcement experts, case studies, and practical exercises and visited the Sydney International Airport to see how Australian Customs targets illicit cash couriers;
- Coordinated an unprecedented multilateral BCS operation with Group of Eight (G8) member countries, targeting illicit cash couriers traveling on commercial airlines to locations in the Middle East and Asia resulting in simultaneous BCS interdictions and forced declarations in airports in member countries, examination of approximately 515 international flights, and at least 63 cash seizures with an approximate aggregate value of \$3 million U.S.; joint US/Australian South East Asia Regional BCS training representing 8 nations and 26 government agencies

- that resulted in simultaneous BCS interdiction and training at airport locations in 2 different countries and a cash seizure at one airport and multiple forced declarations at the other;
- Deployed 13 Biometric Data Collection Kits and trained over 200 Philippine National Police personnel on their use and benefits in the fight against global terrorism, which led to the identification of over 120 individuals that were added to the Terrorist Identities Datamart Environment;
  - Established closer working relationship with the Cambodian Government, which has allowed for the expeditious expulsion of US citizens charged in the U.S. for violations of the Protect Act;
  - Facilitated the removal of high level/value detainees, i.e., Nazi guard [b6, b7c] [b6, b7c] Irish Republic Army member [b6, b7c] Palestinian Liberation on (PLO) member [b6, b7c]
  - Obtained the conviction of [b6, b7c] on Child Sex Tourism charges; Attaché Moscow was instrumental in securing evidence, locating victim/witnesses, and Russian cooperation;
  - Successfully investigated an international alien smuggling and document fraud organization in Colombia;
  - Produced the Annual Report of the Task Force on the Prohibition of Importation of Products of Forced or Prison Labor from the People's Republic of China (PRC), a mandatory annual report summarizing the activities of the China Prison Labor Task Force established by Congress to promote the effective enforcement of section 307 of the Tariff Act of 1930 with respect to the PRC and chaired by the Assistant Secretary of ICE;
  - Provided Export Control and Related Border Security (EXBS) training to authorities in 6 countries and over 180 foreign law enforcement officials;
  - Provided BCS overseas training to over 1,245 foreign law enforcement officers in 27 countries;
  - Coordinated ILEA training for approximately 850 local and national police, customs and immigration officers and prosecutors from 56 countries in human smuggling and trafficking, financial crimes, commercial fraud, child exploitation, intellectual property rights, fraudulent documents, and arms trafficking; and coordinated 146 visits and/or hosted briefings for 631 officials from 64 countries through the International Visitors Program (IVP);
  - Conducted cultural repatriations of 450 objects to five different countries.

In FY 2010, OIA will:

- Deter, dismantle, and disrupt transnational criminal organizations;
- Expand presence in Central America to assist in the reduction of narcotics trafficking through ICE's existing strong partnerships with Central American law enforcement and efforts to building capacity to investigate and interdict narcotics and bulk cash shipments;
- Continue to support investigations of child exploitation/child sex tourism, human smuggling and trafficking, illegal arms exports, financial crimes, proliferation networks, and transnational criminal organizations;

- Explore and expand opening new Attaché offices in several strategic locations; and expand OIA presence in Mexico to combat the ongoing and increasing cross-border violence;
- Deploy a Senior ICE executive at INTERPOL headquarters in Lyon, France;
- Deploy <sup>b2 high, b7e</sup> additional personnel to Attaché office locations overseas to coordinate with host governments to facilitate removals of aliens under orders from the U.S.;
- Continue to work with DOD partners to support efforts in GWOT and continue working to fully standup the Attaché office in Kabul, Afghanistan in support of CENTCOM, SOCOM, and U.S. mission interests and to support DHS and DOD priorities in the region;
- Deploy Senior ICE Representatives to the CENTCOM and NORTHCOM;
- Continue to support Project COLT which is expected to increase the amount of funds returned to U.S. victims. This increase will be attributed to ICE's continued victim outreach efforts and application of viable targeting strategies;
- Expand involvement and investigation of 41K Project leads by increasing the amount of leads received from the Canadian government;
- Continue involvement in the RCMP - NCECC;
- Continue involvement in the Operations Arena Task Force;
- Continue to provide EXBS training to foreign law enforcement officials, BCS training to designated countries with a heavy emphasis on operational and regional training, and ILEA training, as well as hosting/coordinating IVP visits for foreign officials; and
- Continue operational training of foreign law enforcement officials in undercover techniques and CPI; task force efforts to identify and investigate Politically Exposed Persons (PEP) in coordination with foreign governments; and efforts to establish permanent, formal TTUs.

In FY 2011, OIA will:

- Deter, dismantle, and disrupt transnational criminal organizations;
- Improve and expand the global reach in the investigative areas of child exploitation/child sex tourism, human smuggling and trafficking, illegal arms exports, financial crimes, proliferation networks, and transnational criminal organizations, and reduce threats associated with foreign nationals transiting the U.S.;
- Increase working relationships and coordination with DOD elements and other U.S. and foreign partners in the GWOT, and combat transnational criminal organizations;
- Continue efforts to identify and investigate PEPs in coordination with foreign governments;
- Support investigative initiatives by identifying emerging patterns and national security threats of increased risk from terrorists, criminals, and other ineligible visa applicants;
- Continue to coordinate TPVT visits, international EXBS and BCS training and ILEA training of foreign law enforcement officials in a wide range of

investigative areas; and conduct resulting investigations and joint ICE and DHS operations to reduce violations;

- Augment its current presence in Mexico to a total of [redacted] U.S. direct-hire enforcement personnel by adding personnel to existing [redacted] offices. This includes [redacted] special agents funded by an FY 2010 enhancement and [redacted] special agents funded by a reprogramming of base appropriated funds.
- Increase coordination with host governments to remove aliens from the U.S. and reduce the time to secure the removal overseas; and
- Continue to support ICE and other DHS law enforcement related programs overseas.
- ICE OIA proposes to expend \$1.3 million in support of the National Southwest Border Counter-Narcotics Strategy. These investigative resources will:
  - Enhance interagency and interdisciplinary efforts between ICE and Mexico: OIA partners with domestic ICE components and with U.S. law enforcement agencies overseas to leverage overseas sources to counter global narcotics threats to the U.S. including utilizing investigative and intelligence techniques to support domestic cases and interagency cross-border initiatives.
  - Increase coordination with Mexico to target and reduce vulnerabilities and criminal organizations that threaten our security: OIA supports U.S. drug control policy by supporting the overall ICE mandate to detect, disrupt, and dismantle organizations smuggling contraband (including narcotics) into the United States.

**Department of Homeland Security**  
**U.S. Immigration and Customs Enforcement**  
**Salaries and Expenses**  
**Visa Security Program**  
**Program Performance Justification**  
(Dollars in Thousands)

**PPA: Visa Security Program**

	<b>Perm. Pos</b>	<b>FTE</b>	<b>Amount</b>
<b>2009 Actuals</b>			<b>22,354</b>
<b>2010 Enacted</b>			<b>30,686</b>
<b>2011 Current Services</b>		b2 high, b7e	<b>30,686</b>
<b>2011 Total Request</b>			<b>30,686</b>
<b>Total Change 2010 to 2011</b>			<b>-</b>

U.S. Immigration and Customs Enforcement requests \$30.7 million for this activity. This constitutes no change from the FY 2010 enacted level. In FY 2011, this PPA is estimated to pay \$1.7 million in servicewide costs (e.g., rent, working capital fund).

**CURRENT SERVICES PROGRAM DESCRIPTION:**

Authorized by the Homeland Security Act of 2002, the Visa Security Program (VSP) and Security Advisory Opinion Unit (SAOU) reduce the potential for criminals, terrorists, and persons of interest to exploit the legal visa process to enter the U.S. The VSP identifies potential terrorist or criminal threats before they reach the United States by conducting targeted, in-depth vetting of individuals who apply for visas overseas. The VSP and SAOU foster coordinated decision-making across DHS and DOS to utilize law enforcement expertise and analysis to maximize the enforcement benefit to the visa process.

In implementing the VSP, OIA is working closely with DOS to enhance national security by providing an additional level of review and security, along with the unique law enforcement expertise necessary to identify terrorists, other criminals, and persons of special interest from 14 posts in 12 countries before they enter the U.S.

The Visa Security Program enhances the security of visa issuance at high-risk overseas posts by deploying highly skilled and experienced law enforcement officers who conduct in-depth investigative reviews of visa applications that raise security concerns, investigate concerns relating to visa fraud and other criminal activity which can exploit the visa system, and provide advice and training on security issues to DOS consular

officers, thereby enhancing their ability to screen security risks as they adjudicate visas and refuse or revoke applications when warranted.

## **Key Accomplishments**

In FY 2009, VSP:

- Expanded Visa Security Program (VSP) operations to two new highest-risk visa adjudicating posts consistent with the VSP Expansion Plan;
- Exceeded the Government Performance and Results Act (GPRA) performance target for the number of visas recommended for refusal based on derogatory information, by recommending denial for 1,027 visa applicants;
- Expanded SAO Unit (SAOU) operations to CBP's National Targeting Center-Passenger (NTC-P) facility to increase collaboration between ICE and CBP and support our common goal to prevent terrorists and criminal suspects from entering the U.S.;
- Completed the initial development of the VSP Tracking System (VSPTS-Net), a globally accessible, intranet-based system that manages the workflow associated with visa security reviews and provides the necessary analytical, reporting, and data storage capabilities that the VSP requires;
- Collaborated with DOS in revising the rules governing the sharing of TECS data with DOS' Consular Lookout and Support System (CLASS). Initial revisions to the rules in FY 2009 provided over 500,000 records related to international war criminals and other individuals inadmissible under U.S. law to DOS, to prevent those individuals from receiving visas to travel to the United States; and
- Trained high-risk ICE Special Agents as Visa Security Officers (VSOs).

In FY 2010, VSP will:

- Continue to expand the VSP, consistent with the VSP Expansion Plan, by opening two Visa Security Units (VSUs) in high-risk locations; conducting in-depth visa applicant reviews/investigations, and providing advice and training to DOS Consular Officers. ICE is mandated by Congress to use the remaining two-year enhancement funds of \$3.437 million it received for expansion by the close of FY 2010 pursuant to its Expansion Plan or the funds will be lost;
- Continue to increase the number of visa applications in which VSP discovered derogatory information and provided the information to the Department of State;
- Continue to expand the Security Advisory Opinion Unit (SAOU) to screen and vet additional categories of SAOs;
- Continue to develop and refine the VSP Tracking System (VSPTS-Net) to connect to a more comprehensive targeting tool to facilitate vetting activities and provide direct communication with the necessary interagency systems;
- Continue to train ICE Special Agents as Visa Security Officers (VSOs).

In FY 2011, VSP will:



- Continue increasing the number of visas reviewed, and increasing the number of visa applications in which VSP discovers derogatory information and provides the information to DOS building from offices opened in FY 2009 and FY 2010;
- Support investigative initiatives by identifying emerging patterns and national security threats of increased risk from terrorists, criminals, and other ineligible visa applicants; and
- Continue to support DHS and other U.S. Government agencies and programs overseas.

**Department of Homeland Security**  
**U.S. Immigration and Customs Enforcement**  
**Salaries and Expenses**  
**Intelligence**  
**Program Performance Justification**  
(Dollars in Thousands)

**PPA: Intelligence**

	<b>Perm. Pos</b>	<b>FTE</b>	<b>Amount</b>
<b>2009 Actuals</b>			<b>57,969</b>
<b>2010 Enacted</b>			<b>69,842</b>
2011 Adjustments-to-Base			1,265
<b>2011 Current Services</b>			<b>71,107</b>
<b>2011 Total Request</b>			<b>71,107</b>
Total Change 2010 to 2011			1,265

b2 high, b7e

U.S. Immigration and Customs Enforcement requests \$71.1 million for this activity. This is a \$1.3 million increase from the FY 2010 enacted level, which is for annualization of prior year funding, pay inflation, and management and technology efficiencies. In FY 2011, this PPA is estimated to pay \$10.3 million in servicewide costs (e.g., rent, working capital fund).

**CURRENT SERVICES PROGRAM DESCRIPTION:**

Intel is responsible for managing the ICE intelligence system and its operational functions, including the activities of the headquarters staff, and field offices co-located with ICE enforcement offices throughout the country. The overall aim is to ensure that intelligence developed or received is processed, analyzed, and disseminated to ICE executive management and to operational units as it pertains to homeland security and ICE strategic goals, which include anti-terrorism infrastructure protection and investigating the illegal movement of people, money, and cargo entering, exiting, transitioning, or moving within the Nation's borders.

The staff, assets, and resources of Intel operate across the U.S. and at several overseas posts, and respond to intelligence needs, based on formal, documented requirements from its customers, in support of the following programmatic and functional areas:

- Southwest Border Violence, where Intel provides a wide spectrum of intelligence support to enforcement entities on the Southwest Border including state, tribal, local and other Federal law enforcement and Intelligence Community partners;

- Human Smuggling and Public Safety, focusing on human smuggling, trafficking in persons, immigration benefit fraud, mass migration, and threats to public safety emanating from street gangs and other criminal aliens;
- Contraband Smuggling, where Intel provides intelligence to assist in the disruption of the activities related to the trafficking of international narcotics and other prohibited goods;
- Illicit Finance and Trade Fraud, involving illicit movements of money or financial instruments, and other commerce-related crime issues such as international trade violations, protection of intellectual property rights, and public health threats that cross our borders;
- Counter-Proliferation Intelligence, focusing on the identification and disruption of individuals and organizations involved in the unauthorized movement and procurement of critical technology, dual-use goods, chemical, biological, radiological, nuclear/conventional weapons, and unauthorized U.S. exports to prohibited countries;
- Field Intelligence Groups (FIGs), which yield fiscal efficiencies through collocation with other elements of ICE. The high, border FIGs foster relationships between Intel analysts and the customers they support. This structure also allows for flexibility to support customers as the FIG can be augmented with analysts temporarily deployed from around the country as needed;
- Intel analysts provide support to Secure Communities by exploiting classified reporting, conducting Human Intelligence (HUMINT), and conducting research to develop actionable information on biometric “no match” hits. Intel also produces alerts and reports that enhance officer safety and provide situational awareness to personnel participating in removal operations overseas;
- The International Intelligence Unit (IIU) provides intelligence support to ICE’s Office of International Affairs worldwide with emphasis on regions having significant levels of transnational criminal activity affecting ICE operations;
- Collections and Requirements works to increase responsiveness to customer and executive leadership, emphasizing requirement-driven intelligence service and improving internal and external information sharing.

## **Key Accomplishments**

In FY 2009, the Office of Intelligence:

- Satisfied over 820 requirements associated with violent criminal organizations on the Southwest Border by providing regular assessments of the most troubled areas of the region;
- Provided customers such as the Border Enforcement Security Task Forces (BESTs) along the Southwest Border with over 150 Homeland Security Intelligence Reports, and 218 investigative leads that resulted in arrests and seizures. These products provided valuable information enabling law enforcement actions associated with border tunnel operations, the arrest of a 15 mid-to high-level Sinaloa Cartel members and seizure of their weapons,

- investigations into a major Houston area Money Laundering Drug Trafficking Organization (MLDTO) and multiple Alien Smuggling Organization (ASO) investigations in the Dallas area;
- Received 12,725 customer requirements and satisfied 8,417 of them, representing a ten fold increase in both requirements intake and requirements satisfied over the previous year;
  - Identified and interviewed 81 suspected criminal aliens in support of a Secure Communities initiative at correctional facilities near Tiptonville, Tennessee. Of those interviewed, Intel identified 68 as deportable criminal aliens with convictions that included murder, aggravated assault, rape, rape of a child, and distribution of narcotics;
  - Deployed Intel analysis and the Document Exploitation Unit to support an ICE investigation related to a \$100 million U.S. Government contract fraud scheme; this resulted in three indictments, two convictions and \$250,000 in fines;
  - Contributed products that enabled SAC NY to identify the source of their target's means for acquiring shell companies which imported hundreds of ocean containers used to smuggle counterfeit/trademark items into the U.S.;
  - Identified two separate ephedrine shipments from India during the summer of 2009 which facilitated seizure of the shipments at John F Kennedy Airport; the total amount of ephedrine seized exceeded 6,245,000 grams;
  - Produced 54 Homeland Security Intelligence Reports in direct support of the National Export Enforcement Coordination Network of the Office of Investigations. One third of these leads led to new open cases, including the indictment and subsequent arrest of a Chinese national in violation of the Arms Export Control Act;
  - Provided support to SAC Chicago during Community Shield Surge Operations, which targeted suspected criminal aliens involved in street gangs. During FY09, Intel produced 153 target folders, which contributed to the arrest of 89 suspected illegal alien gang members;
  - Produced over 140 products that targeted 130 individuals engaged in human smuggling and alien trafficking, significantly disrupting three foreign based Alien Smuggling Organizations with ties to Special Interest Aliens;
  - Piloted with the Office of Investigations a new methodology for predicting patterns in contraband smuggling and identifying high risk shipments in cooperation with Customs and Border Protection. This new initiative focuses on dismantling contraband smuggling organizations that utilize commercial shipping, package delivery services, trucking, and air freight in furtherance of their criminal activities. The first month of this pilot yielded seizures of over 180 kilograms of narcotics, so Intel plans to expand this effort in FY2010;
  - Moved expeditiously to assign people to the Organized Crime Drug Enforcement Task Force (OCDETF) Fusion Centers and the Special Operations Division consistent with the General Accounting Office's recent recommendation; and
  - Placed liaison officers within partner agencies of DOJ and other departments such as the FBI, and is exploring new ways to provide additional support to partners at the state and local Fusion Centers.

In FY 2010, the Office of Intelligence will:

- Continue to employ the Intelligence Requirement Intake System and requirements management process to support our customer's needs for intelligence products in line with the strategic objectives of ICE and customer demand is expected to continue to outstrip capacity;
- Continue to mitigate this shortfall by information sharing with other intelligence partners, and is seeking to expand resources at State and Local Fusion Centers via the DHS Joint Fusion Center Program Management Office;
- Significantly increase activity involving Southwest Border violence and satisfy at least 20 additional requirements for each analyst full time equivalency that enters on duty during the year under the enhancement;
- Continue to work with DOJ and other partners to ensure that each agency's collection and reporting assets complement each other and that information is shared in an efficient and effective manner; and
- Identify and implement efficiency measures to avoid duplication of capabilities and leverage the complimentary capabilities of Intelligence Community and Law Enforcement partners to ensure that Intel continues to work to close intelligence gaps.

In FY 2011, the Office of Intelligence will continue to:

- Seek efficiencies through collocation, information sharing partnerships with other Federal, state, tribal and local partners;
- Develop innovative approaches to yield a five percent increase in production per analyst FTE each year through business process improvements;
- Adapt to changing operational requirements levied by its customers; and
- Pilot innovative methodologies that enhance our ability to better support customers in executing law enforcement actions such as arrests, seizures, and the return of criminal aliens.
- In FY11, ICE Office of Intelligence will apply \$7.9M and high, top positions out of the FY10 Southwest Border Enhancement towards the National Southwest Border Counter-Narcotics Strategy. These resources will contribute to the Strategy by:
  - Working within the DHS Intelligence Enterprise to enhance coordination and harmonization of intelligence and information collection, analysis and dissemination among the Intelligence Community and law enforcement agencies with Southwest border counterdrug intelligence responsibilities through coordinating activities of entities such as the Border Violence Intelligence Cell and Reports Officers who share information with partners to include Border Enforcement Security Task Forces, State and Local Fusion Centers, Department of Justice's Bureau of Alcohol, Tobacco, Firearms and Explosives, and partner agencies of the Government of Mexico.
  - Providing direct support to ICE investigations and prosecutions focused on disrupting and dismantling drug trafficking organizations and their activities to include, weapons being smuggled south, narcotics smuggling

and illicit financial activities through dissemination of such products as threat assessments and target folders identifying individuals, organizations, and other entities that constitute the enablers of these illicit activities.

**Department of Homeland Security**  
**U.S. Immigration and Customs Enforcement**  
**Salaries and Expenses**  
**DRO - Custody Operations**  
**Program Performance Justification**  
(Dollars in Thousands)

**PPA: DRO - Custody Operations**

	<b>Perm. Pos</b>	<b>FTE</b>	<b>Amount</b>
<b>2009 Actuals</b>			<b>1,774,696</b>
<b>2010 Enacted</b>			<b>1,771,168</b>
2011 Adjustments-to-Base			112,596
<b>2011 Current Services</b>			<b>1,883,764</b>
2011 Program Change			20,000
<b>2011 Total Request</b>			<b>1,903,764</b>
Total Change 2010 to 2011			132,596

U.S. Immigration and Customs Enforcement requests \$1,903.8 million for this activity. This is a \$132.6 million increase from the FY 2010 enacted level. \$20.0 million is for program changes. In addition, in order to consolidate ICE's overall cost of beds to allow a clearer depiction of actual costs being incurred, ICE is proposing for FY 2011 that bed costs currently in the base funding for Fugitive Operations, Criminal Alien Program (CAP), and Secure Communities/CIRCA be permanently reprogrammed under Custody Operations, which manages all bed-related activities for ICE. This zero-sum reprogramming between ICE programs results in a \$129.7 million increase to Custody Operations and corresponding decreases to the other three programs. In addition, in order to assure that personnel are appropriately being charged to the program under which they function, ICE is proposing to move funding for a total of [b2 high, b7e] positions currently in Custody Operations base to the programs where these positions are performing the bulk of their work: CAP [b2 high, b7e] positions, Alternatives to Detention [b2 high, b7e] positions, and Transportation and Removal Program [b2 high, b7e] positions. This is a zero-sum reprogramming within DRO programs that results in a \$17.1 million decrease to Custody Operations. Net change of these two actions is a \$112.6 million adjustment-to-base increase to Custody Ops. In FY 2011, this PPA is estimated to pay \$162.0 million in servicewide costs (e.g., rent, working capital fund).

**CURRENT SERVICES PROGRAM DESCRIPTION:**

Custody Operations provides safe, secure, and humane conditions of detention for aliens taken into custody or arrested by ICE and other law enforcement entities, such as the Office of the Border Patrol, and state, county, and local law enforcement jurisdictions within the United States.

### Current Bedspace Management

ICE owns and operates seven secure detention facilities called Service Processing Centers (SPCs) located in: Aguadilla, Puerto Rico; Batavia, New York; El Centro, California; El Paso, Texas; Florence, Arizona; Miami, Florida; and Los Fresnos, Texas. ICE implemented a design-build approach to enhance the physical plan of SPCs and support facilities. With the addition of two administration and processing complexes at the Krome SPC in Miami and the Port Isabel SPC in Texas, operational efficiency at these locations has greatly improved due to improving internal logistics and meeting the national standards for conditions of confinement. ICE is currently reviewing whether owning SPCs is in the best interest of the Federal government. Recent analysis has shown that, on average, SPC detention beds cost more to operate than beds utilized in other types of facilities.

ICE also currently utilizes seven contract detention facilities (CDFs), which are run by contractors solely for ICE. These facilities are located in: Aurora, Colorado; Houston, Texas; Tacoma, Washington; Elizabeth, New Jersey; Broward County, Florida; Pearsall, Texas; and San Diego, California. In addition, ICE contracts for additional bed space with state and local facilities through Inter-governmental Service Agreements (IGSAs) with counties and municipalities throughout the United States. Furthermore, ICE supplements detention capacity through an arrangement with the Federal Bureau of Prisons' (BOP) Federal Detention Center in Oakdale, Louisiana.

Key to ICE's success in managing a growing detention population is the use of ICE's Detention Operations Coordination Center (DOCC) to manage detention and transportation resources on a national level. The national management of these resources has allowed ICE to support arrests in field offices with limited detention capacity by transporting cases to field offices with larger capacities.

### Detention Standards Compliance Oversight

ICE monitors detention facilities for compliance with National Detention Standards. These standards specify the living conditions appropriate for detainees and ensure that detainees are treated with dignity and respect, and that they receive the best possible care while they are housed at a facility. A core group within the ICE Office of Professional Responsibility monitors conditions where ICE detainees are held in order to assure that facilities utilized by ICE maintain appropriate conditions of confinement consistent with correctional industry standards and practices.

Additional detention facility oversight mechanisms to assure compliance with the National Detention Standards include annual inspections and on-site monitoring at all of our facilities, and ongoing quality assurance compliance monitoring at our largest facilities. Both the inspections and compliance monitoring are performed by outside contractors who maintain considerable detention facility program and operational service expertise.



DRO's Detention Standards Compliance Unit is in the final stages of modernizing ICE's National Detention Standards (NDS) to update agency policy regarding detention and bring ICE DRO practices in alignment with industry standards. The new standards are Performance-Based Standards (PBS), which focus on the results or outcomes that the required procedures are expected to accomplish.

### Healthcare

Primary healthcare for alien detainees is managed by the Division of Immigration Health Services (DIHS), which became a component of DRO operations in FY 2008. Through comprehensive health screening and the provision of direct patient care and managed care services to approximately 20,000 detainees, DIHS directly impacts the globalization of communicable disease and serves as a model for global health services delivery. A managed healthcare program is available system-wide to ensure adequate and appropriate care is provided to all detainees at the lowest possible cost.

The breadth of the responsibilities within the detention program requires a readiness to respond to a wide variety of emergency situations. As part of planning for a mass migration or disaster, the DRO Incident Response Unit has created contingency plans for DRO resources to remain readily available for deployment in the event of a natural disaster, terrorist attack, or mass immigration emergency and these plans are reviewed and modified based on lessons learned from recent occurrences.

### Bond Management Unit

The Bond Management Unit (BMU) is responsible for developing and implementing uniform bond policies and procedures. The BMU provides uniform guidance to DRO field offices and ensures that bond-related issues are addressed and resolved in a timely manner. The BMU works with the Debt Management Center (DMC), Burlington Finance Center, Department of Justice attorneys, and the Administrative Appeals Office (AAO) regarding bond-related litigation issues.

### **Detention Reforms**

In FY 2009, ICE undertook a review of how to improve the current system of detention which resulted in the announcement of several major reforms to ICE's detention system. These reforms are intended to address the vast majority of complaints about the current immigration and detention system, while allowing ICE to maintain a significant, robust detention capacity to carry out serious immigration enforcement. ICE is committed to taking the steps that will lead the agency away from the present decentralized, jail-oriented approach to a system wholly designed for and based on ICE's needs.

Steps will include housing detainees in a set of facilities designed, located and operated for immigration detention purposes and increasingly relying on ICE employees instead of contractors for more of the core operational decisions and no longer relying primarily on

excess capacity in penal institutions. These reforms will bring improved custodial conditions, ICE oversight, medical care, and fiscal prudence.

In FY 2010, through the newly created Office of Detention Policy and Planning (ODPP), ICE has initiated the following Detention Reform activities:

- Revision of immigration detention standards to reflect the conditions appropriate for various immigration detainee populations while keeping costs neutral.
- Systematic review of high cost detention space to maximize the use of less expensive detention resources, and encourage the private sector to develop innovative and less expensive civil detention facilities.
- Improving detention by reviewing contracts for all detention facilities to identify opportunities to centralize all detention contracts managed by field offices. ICE plans to achieve a cost savings via centralized procurement management and its work with the Office of the Federal Detention Trustee (referenced below).
- ICE is refining a risk assessment instrument that will improve custody decisions and ensure bed space is being used prudently.
- Development of medical care risk assessment system to assist in the appropriate placement of detainees with medical and mental health issue to avoid unnecessary and costly transfers.
- ICE is developing a program to utilize federal employees as detention services monitors. By federalizing this function and developing a corps of specialized detention experts, ICE will reduce its dependency on private sector resources and eliminate its contract costs by an estimated \$13M annually.

### **ICE & Office of the Federal Detention Trustee Collaboration**

In FY 2010, ICE has begun to collaborate closely with the Office of the Federal Detention Trustee (OFDT) on a number of joint actions aimed at improving the efficiency and cost effectiveness of ICE's detention program in FY 2011.

Specifically under consideration are:

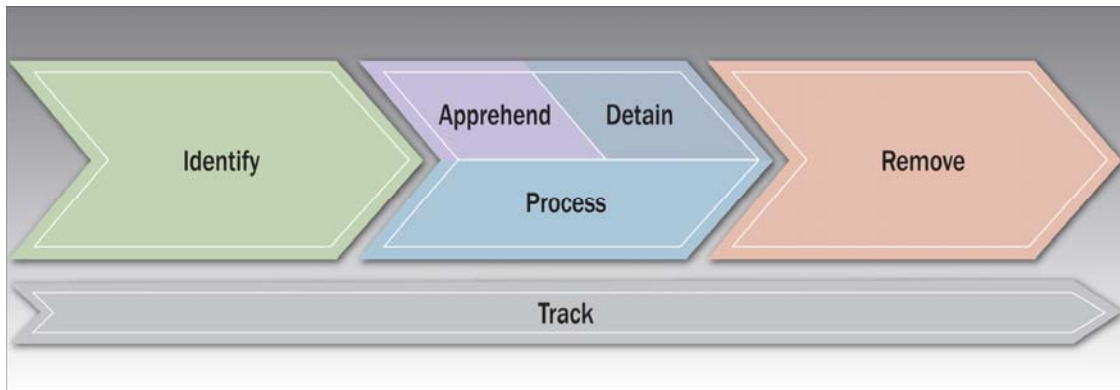
- The establishment of common Federal per diem rates to leverage Federal buying power in an effort to reduce ICE's daily bed costs;
- The sharing and cross utilization of ICE, OFDT, and U.S. Marshal Service facility inspections to ensure consistent conditions of confinement and reduce ICE's inspection costs; and
- Joint population projections and capacity planning to optimize the size, type, location, utilization and acquisition of Federal detention space.

### **Reducing the Average Length of Stay (ALOS) in FY 2011**

In FY 2011, ICE is projecting that 80 percent of the ICE-detained population will be comprised of criminal aliens encountered through ICE's criminal and fugitive alien efforts. The remaining 20 percent will be primarily made up of aliens apprehended by U.S. Customs and Border Protection.

In FY 2010, ICE launched two initiatives with the objective of reducing the ALOS for the detained population to a target of 28 days in FY 2011 from 33.6 days in FY 2010 (as of 12/28/09). The reduction in ALOS will allow ICE to increase the number of aliens it can detain to potentially 430,000 in FY 2011 while utilizing the same number of beds. In FY 2009, ICE detained over 380,000 aliens.

There are six phases in the criminal alien enforcement lifecycle. They are as follows:



Phase	Description
<b>Identify</b>	This phase consists of the processes that allow ICE to use automated biometric queries to identify, classify, and prioritize criminal aliens.
<b>Apprehend</b>	This phase consists of the processes ICE uses to arrest or otherwise take custody of criminal aliens for detention and, if judged removable, removal from the country.
<b>Detain</b>	This phase consists of the processes required to detain a criminal alien once in ICE custody.
<b>Process</b>	This phase consists of the due process legally required to authorize the removal of a criminal alien from the United States.
<b>Remove</b>	This phase consists of all the processes required to affect the removal of a criminal alien from the United States, once the individual is judged or otherwise determined to be removable.
<b>Track</b>	Track is a supporting information process that continues throughout all phases of the Criminal Alien Enforcement Life-cycle. Each step of the alien's progress is carefully tracked and recorded, from identification through removal.

In FY 2011, ICE will continue to focus on reducing the amount of time a criminal alien spends in the “Process” phase of the criminal alien enforcement lifecycle. On average, a detained alien whose case appears before an immigration judge can spend approximately 41 days in custody whereas a detained alien not requiring a hearing will spend 16 days. ICE is working with the Executive Office of Immigration Review (EOIR) to reduce this amount of time by reducing the number immigration hearing continuances and the length

between them. As the current ALOS data suggests, ICE has identified a higher percentage of detained aliens who are processed through a more expedited removal processes – e.g. stipulated removals. In July of 2009, the Department of Justice and the Department of Homeland Security identified a number of policy and procedural impediments which contributed to increasing the length of the hearing process. One impediment discussed was the inconsistent application or acceptance of the stipulated removal process. Both DHS and DOJ have agreed to commission an intra-agency workgroup which will begin in 2nd quarter of FY 2010 to resolve the issues which will allow all eligible detained aliens to request stipulated removal orders.

The next area ICE will focus on is in the “Removal” phase of the criminal alien enforcement lifecycle. A detained alien spends approximately 10 – 14 days in the “Removal” phase of the lifecycle. Because of various country requirements and interagency procedures, a detained alien cannot immediately be removed from the United States as soon as a removal order is final. Beginning in FY 2010, working with DOS and ICE OIA, ICE will seek to reduce or even eliminate country notification timeline requirements. If DOS and ICE are successful in making changes to existing requirements, ICE would still notify the receiving and transiting countries of removal efforts, but removal would not be contingent upon receipt of acceptance from the countries involved.

#### **Bed Cost Realignment**

Several different ICE PPAs have funded detention bed procurement in the past. For FY 2011, ICE is proposing to fund all detention beds from the Custody Operations PPA, providing better transparency into the cost of detention bed procurement. The usage by detainee type can still be tracked but bringing all funding for bedspace under one PPA eliminates the need for artificial division of funding as bedspace is procured by facility rather than source of detainee.

#### **Key Accomplishments**

In FY 2009, Custody Operations began taking the steps toward reforming the immigration detention system and implementing initiatives to achieve greater program efficiency. Among the steps accomplished, DRO:

- Created the Office of Detention Policy and Planning (ODPP) to improve the design and long-term oversight of the detention system, to ensure more uniform conditions of confinement and medical care and to design and create a civil detention system tailored to the needs of ICE;
- Discontinued use of family detention at the T. Don Hutto Family Residential Facility in Texas;
- Hired an expert in healthcare administration and a medical expert to provide an independent review of medical complaints and denials of requests for medical services;

- Recruited high, b ICE detention managers to work in DRO, supporting the Field Office Directors and stationed at high, b significant facilities, to substantially increase direct federal oversight.
- Established an Office of Detention Oversight (ODO) within the Office of Professional Responsibility (OPR), replacing and expanding upon the current Detention Field Inspection Group; and
- Formed two advisory groups of local and national organizations interested in ICE's detention system. These groups will provide feedback and input to the Assistant Secretary. One will focus on general policies and practices, while the other will focus on detainee health care.

In addition, in FY 2009, DRO achieved greater efficiencies and program improvements, including the following:

- Continued its support of the Secure Communities/Comprehensive Plan to Remove Criminal Aliens (SC/CIRCA);
- Continued development and refinement of a customized bed space forecast model based upon transportation routes, arrest forecasts, and historical length of detention data and case type;
- Continued the development and refinement of the Bed Space Tracking and Transportation (BST&T) system to increase the process efficiency of locating available beds and transporting detainees;
- Entered into a new annual detention compliance inspection contract with MGT. MGT replaced the former Creative Corrections contract that was in place during FY 2008 to conduct annual reviews of detention facilities housing ICE detainees and assist with program management, inspection schedules, reports.
- Entered into a new contract with the Nakamoto Group for on-site detention standards compliance. The Nakamoto Group provides on-site compliance verification for detention facilities housing ICE detainees, including an automated reporting function to allow DRO to monitor the current compliance status of any particular facility.
- Continued the design and deployment of the eBONDS System. In FY 2009, BMU continued working closely with the ICE Office of the Chief Information Officer (OCIO) and the Office of Acquisition Management (OAQ) to aggressively pursue the design, build, and deployment of the eBONDS Project. The BMU held Registration Authority Training where a member from each field office was granted registration authority, thus allowing them to grant access to other personnel in their respective field office to use digital signature pads to complete eBonds transactions. Signature pads have been distributed to each field office in anticipation of the deployment of eBonds. The eBONDS application supports the DHS bond management process and the Bond Management Information System. The basic function of eBONDS is to:
  - Reduce data entry costs by enabling customers to begin the bond process by providing the capability for surety companies to complete the I-352 Immigration Bond form using web-based technology;
  - Provide the capability to analyze and report on bond metrics associated

with bond management and reduce the time spent on manually fulfilling report requests from field users; and

- Develop a workflow dashboard for surety companies to view the status of active and historical bond processing.
- Provide the ability to enroll and update user information (names, roles, permissions, and associated digital signatures) for use by a third party surety, surety contact information, including managing agent, tax identification number, address, and telephone number, and generate a PDF bond form documentation package, complete with a power of attorney form, I-352, and digital signature capability.

In FY 2010, Custody Operations will continue efforts towards improving the quality and care for detainees, increasing program efficiencies, and addressing congressional priorities as follows:

- Continue to support Secure Communities initiatives to identify and remove all criminal aliens amenable to removal in jails and prisons throughout the United States. Secure Communities risk-based application of resources will continue to inform the use of enforcement activities as well as detention space.
- Continue the refinement of the bed space forecast model and Bed Space Tracking and Transportation system;
- Implement an electronic policy management system to centralize publication of policies, facilitate development and modification of new policies, and allow collaboration across DRO and with other ICE programs;
- Continue to support state and local jurisdictions through the provision of detention space for detainees arrested by municipal law enforcement jurisdictions and brought to DRO custody; and
- Sustain American Correctional Association (ACA) accreditation for all DRO-operated facilities.
- Deploy the eBONDS initiative;

In FY 2011, Custody Operations aims to build on prior successes to:

- Continue to support any additional bed space requirements generated by Secure Communities; as ICE's focus on criminal alien identification and removal intensifies, work to ensure current resources can strategically be focused on those efforts;
- Continue the refinement of the bed space forecast model;
- Continue the refinement of the BST&T system;
- Custody Operations will continue efforts towards improving the quality and care for detainees while increasing program efficiencies.
- Continue to support state and local jurisdictions through the provision of detention space for detainees arrested by municipal law enforcement jurisdictions and brought to DRO custody;
- Continue its detention inspection program; and

- Sustain American Correctional Association (ACA) accreditation for all DRO-operated facilities.

**Department of Homeland Security**  
**U.S. Immigration and Customs Enforcement**  
**Salaries and Expenses**  
**DRO - Fugitive Operations**  
**Program Performance Justification**  
(Dollars in Thousands)

**PPA: DRO - Fugitive Operations**

	Perm. Pos	FTE	Amount
<b>2009 Actuals</b>			<b>207,879</b>
<b>2010 Enacted</b>			<b>229,682</b>
2011 Adjustments-to-Base			(61,233)
<b>2011 Current Services</b>			<b>168,449</b>
<b>2011 Total Request</b>			<b>168,449</b>
Total Change 2010 to 2011			(61,233)

b2 high, b7e

U.S. Immigration and Customs Enforcement requests \$168.5 million for this activity. In order to consolidate ICE's overall cost of beds to allow a clearer depiction of actual costs being incurred, ICE is proposing for FY 2011 that bed costs currently in the base funding for Fugitive Operations, Criminal Alien Program (CAP), and Secure Communities/CIRCA be permanently reprogrammed under Custody Operations, which manages all bed-related activities for ICE. This zero-sum reprogramming between ICE programs results in a \$61.2 million decrease to Fugitive Operations. In FY 2011, this PPA is estimated to pay \$20.9 million in servicewide costs (e.g., rent, working capital fund).

**CURRENT SERVICES PROGRAM DESCRIPTION:**

The National Fugitive Operations Program (NFOP) is responsible for reducing the fugitive alien population in the United States. At the end of FY 2008, there were an estimated 557,761 fugitive aliens at large in the United States, according to the DRO Deportable Alien Control System (DACS). As of August 24, 2009, there were 540,505 fugitive aliens-at-large. ICE works to reduce the fugitive alien population by using Fugitive Operations Teams (FOTs), which consist of:

- One Supervisory Detention and Deportation Officer (SDDO);
- Four Deportation Officers (DOs);
- One Immigration Enforcement Agent (IEA); and
- One Deportation and Removal Assistant (DRA).

DRO created the Fugitive Operation Support Center (FOSC) to enhance the efficiency and effectiveness of the NFOP. The FOSC reviews and updates ICE fugitive alien cases in the Enforce Alien Removal Module (EARM), provides comprehensive leads to the FOTs, closes cases as appropriate, and facilitates the overall efforts to arrest fugitives.



As a component of the NFOP, the goal established for the FOSC is to eliminate 26,000 cases from the fugitive population each fiscal year.

The FOSC conducts analysis, screening, background checks, and related support activities for the vetting of ICE fugitive aliens. The FOSC then reconciles data from external government and private sources. A significant number of cases are closed as a result of data analysis performed at the FOSC, resulting in more focused FOT operations. After analyzing, vetting, and compiling data, actionable information is disseminated to FOTs.

Fugitive Operations also supported the overall ICE goal to identify and remove criminal aliens as outlined below.

### **Key Accomplishments**

In FY 2009, Fugitive Operations had the following successes:

- Of the ICE fugitives arrested in FY 2009, as of August 24, 11,289 were criminal aliens. Of the non-fugitive arrests, 4,655 were criminal aliens. In FY 2008, these figures were 5,652 criminal fugitives and 2,267 non-fugitive criminals.
- ICE increased the total number of arrests made by ICE Fugitive Operations teams by eight percent as compared to the same period in FY 2008.
- ICE reduced the fugitive case backlog. As of August 24, 2009, ICE's fugitive case backlog was 540,505 fugitive aliens, which are 17,256 fewer fugitives than the backlog recorded on October 1, 2008.
- All of the <sup>(b)(2) high, (b)(7) E</sup> funded Fugitive Operations Teams (FOTs) are operational and conducting enforcement activities across the United States. Presently, each of the 24 DRO Field Offices has at least one operational FOT.
- As of August 24, 2009, 23,653 fugitive aliens have been arrested and another 7,786 non-fugitive aliens have been arrested.
- As of August 24, 2009, the FOSC resolved 55,416 fugitive cases, assisting in the reduction of the fugitive backlog.

In FY 2010 and FY 2011:

- Fugitive Operations will continue to conduct targeted fugitive alien operations to reduce the fugitive alien backlog as directed by Congress. Fugitive alien enforcement operations conducted by <sup>(b)(2) high, (b)(7) E</sup> FOTs will primarily target criminal aliens and those found to be a threat to community safety or national security;
- Through the use of technology and partnerships with law enforcement agencies, the FOSC will continue to enhance procedures to process and analyze EARM fugitive data;
- The FOSC Resolution Unit will continue to develop and augment procedures in an effort to analyze the nature and characteristics of the fugitive alien population. This effort will aid in reducing the reported number of fugitives by reconciling the

- records of those fugitive aliens who have left the country, adjusted their status, immigrated, or were discovered to be incarcerated;
- As ICE's focus on criminal alien identification and removal intensifies, work to ensure NFOP can support the Secure Communities Program's targeting criminal aliens and fugitives; and
  - The FOOSC Leads Unit will continue to enhance and incorporate technologies such as the analysis of government and commercial databases to prepare leads on fugitive aliens for transmission to the field.

**Department of Homeland Security**  
**U.S. Immigration and Customs Enforcement**  
**Salaries and Expenses**  
**DRO - Criminal Alien Program**  
**Program Performance Justification**  
(Dollars in Thousands)

**PPA: DRO - Criminal Alien Program**

	Perm. Pos	FTE	Amount
<b>2009 Actuals</b>	b2 high, b7e		<b>188,286</b>
<b>2010 Enacted</b>			<b>192,539</b>
2011 Adjustments-to-Base			(13,222)
<b>2011 Current Services</b>			<b>179,317</b>
<b>2011 Total Request</b>			<b>179,317</b>
Total Change 2010 to 2011			(13,222)

U.S. Immigration and Customs Enforcement requests \$179.3 million for this activity. In order to consolidate ICE's overall cost of beds to allow a clearer depiction of actual costs being incurred, ICE is proposing for FY 2011 that bed costs currently in the base funding for Fugitive Operations, Criminal Alien Program (CAP), and Secure Communities/CIRCA be permanently reprogrammed under Custody Operations, which manages all bed-related activities for ICE. This zero-sum reprogramming between ICE programs results in a \$15.3 million decrease to CAP. In addition, in order to assure that personnel are appropriately being charged to the program under which they function, ICE is at the same proposing to move funding for a total of 62 high positions currently in Custody Operations base to the programs where these positions are performing the bulk of their work; through this zero-sum reprogramming within DRO programs, CAP receives funding for 14 high positions, resulting in an increase to CAP of \$2.1 million. Net change of these two actions is a \$13.2 million decrease to CAP. In FY 2011, this PPA is estimated to pay \$38.9 million in servicewide costs (e.g., rent, working capital fund).

**CURRENT SERVICES PROGRAM DESCRIPTION:**

The Criminal Alien Program (CAP) conducts ICE-wide operations to identify and arrest criminal aliens who are incarcerated within federal, state, and local prisons and jails. ICE ensures that all efforts are made to arrest and remove these individuals from the community by securing a final order of removal prior to the termination of their period of imprisonment. The identification and processing of incarcerated criminal aliens, prior to release from jails and prisons, decreases or eliminates the time spent in ICE custody, reducing the overall cost to the U.S. Government. Additionally, integral to the effective execution of this program is the aggressive prosecution of criminal offenders identified by DRO officers.

DRO, in conjunction with the United States Attorney's office, actively pursues criminal prosecutions when offenses of the nation's criminal code and immigration laws are discovered. This further ensures public safety and provides a significant deterrent to recidivism. ICE has also continued deployment of Video Teleconference (VTC) systems to CAP programs throughout the country. These tools further the effectiveness of the Criminal Alien Program.

A CAP team is composed of:

- [REDACTED] Supervisory Deportation Officer;
- [REDACTED] Deportation Officer;
- [REDACTED] Immigration Enforcement Agents; and
- [REDACTED] Deportation Assistants.

Throughout the United States, state and local correctional departments provide ICE with inmate rosters maintained through independent data systems. ICE works with state and local governments to analyze their data and verify prisoners' identities against ICE immigration databases.

In FY 2008, ICE received funding for an additional [REDACTED] CAP teams – for a total of [REDACTED]. Secure Communities funding added seven additional teams in FY 2009 for a new total of [REDACTED]. ICE is supported through the Secure Communities Initiative to implement interoperability with the law enforcement agencies in order to match biographical data against ICE databases that will help assist in the identification of criminal aliens more efficiently and effectively in federal, state and local facilities. CAP has expanded its enforcement activities with the Joint Criminal Alien Taskforce (JCART), Violent Criminal Alien Section (VCAS), and the Phoenix Law Enforcement Area Response (LEAR).

## **Key Accomplishments**

In FY 2009, CAP:

- Encountered, through interviews or screenings, over 771,000 people and issued over 204,000 charging documents;
- Presented 11,144 cases to the U.S. Attorney's office for criminal prosecution and, of those, 7,256 cases were accepted;
- Strategically allocated [REDACTED] Secure Communities-funded positions to enhance existing JCART, VCAS, and CAP nationwide based on the risk-based assessment;
- Deployed 57 VTC units, including three Bureau of Prison sites.
- Assisted in the deployment and expansion of Interoperability under the Secure Communities plan. As an operational partner of Secure Communities, CAP provides the required manpower to ensure successful operation of Interoperability.

In FY 2010, CAP will:

- Strategically allocate <sup>high, b6</sup> additional Secure Communities funded positions nationwide;
- Continue the deployment of VTC systems to CAP programs throughout the country;
- Work to increase the level of screening nationally to achieve 100 percent in all identified facilities. This will enhance the mission of pursuing a final order of removal prior to the termination of a person's sentence. Upon completion of criminal sentences, aliens are transferred into ICE custody to remove them from the United States; and
- Increase the number of criminal prosecutions presented to the U.S. Attorney's office.

In FY 2011, ICE will:

- Continue to increase efforts to identify, screen and interview criminal aliens incarcerated in federal, state, and local facilities, and the additional personnel will help to ensure that these criminals are not released into the community while preparing for immigration proceedings;
- Continue to increase the number of criminal prosecutions of violent recidivist criminal aliens;
- Continue to further the advancement of the Secure Communities plan within the law enforcement community across the United States;
- Ensure current resources are strategically focused on criminal alien identification and removal as well as specific SC/CIRCA appropriations; and
- Develop new advancements and best practices to ensure full screenings of institutional facilities; and
- Utilize three Interoperability Response Centers (IRCs) to assist with the deployment of Interoperability throughout the country. CAP special programs will strategically allocate <sup>high, b6</sup> Secure Communities funded contractors between the three IRCs.

**Department of Homeland Security**  
**U.S. Immigration and Customs Enforcement**  
**Salaries and Expenses**  
**DRO - Alternatives to Detention**  
**Program Performance Justification**  
(Dollars in Thousands)

**PPA: DRO - Alternatives to Detention**

	Perm. Pos	FTE	Amount
<b>2009 Actuals</b>			<b>62,722</b>
<b>2010 Enacted</b>			<b>69,913</b>
2011 Adjustments-to-Base			2,162
<b>2011 Current Services</b>			<b>72,075</b>
<b>2011 Total Request</b>			<b>72,075</b>
Total Change 2010 to 2011			2,162

U.S. Immigration and Customs Enforcement requests \$72.1 million for this activity. In order to assure that personnel are being appropriately being charged to the program under which they function, ICE is proposing to move funding for a total of high positions currently in Custody Operations base to the programs where these positions are performing the bulk of their work; through this zero-sum reprogramming within DRO programs, Alternatives to Detention receives funding for high positions, resulting in an increase to ATD of \$2.2 million. In FY 2011, this PPA is estimated to pay \$5.5 million in servicewide costs (e.g., rent, working capital fund).

**CURRENT SERVICES PROGRAM DESCRIPTION:**

National security and public safety are ICE's first priorities. To that end, ICE detains all aliens who pose a threat to community safety or national security, as well as those ICE is required to detain under U.S. immigration law. The Alternatives to Detention (ATD) Program enables ICE to remove people from detention who, if monitored on ATD, will appear for hearings and removal. ATD is comprised of two primary programs: the Intensive Supervision Appearance Program (ISAP) and the Enhanced Supervision/Reporting (ESR) Program.

Intensive Supervision Appearance Program

The ISAP program provides community-based supervision services for aliens while in the removal process. The program employs case specialists who closely supervise the enrolled aliens, utilizing a variety of tools to ensure successful completion of the program. ISAP relies on electronic monitoring devices (e.g., telephonic reporting, radio

frequency and global positioning satellite monitoring), unannounced home visits, and required office visits. In addition, the contractor assists the enrollees in obtaining travel document information and utilizes community-based organizations to provide services such as housing, health, and employment services for those participants authorized to work.

ISAP provides services in 12 locations: Baltimore, MD; Delray Beach, FL; Denver, CO; Kansas City, MO; Los Angeles, CA; Miami, FL; New York, NY; Orlando, FL; Philadelphia, PA; Portland, OR; St. Paul, MN; and San Francisco, CA.

ISAP currently has a maximum participant limit of 6,000 aliens, and 5,900 are currently participating in the program. Since its inception, ISAP has served over 13,500 participants. ISAP currently reports an overall compliance rate with administrative removal orders of 91 percent.

#### Enhance Supervision/Reporting Program

The ESR is similar to ISAP in that supervision specialists closely supervise aliens utilizing electronic monitoring, residence verification, home visits, in-person reporting, and travel document information collection. ESR is distinct from ISAP in that it requires fewer home visits, in-person reporting<sup>1</sup>, and does not incorporate community-based organizations referral requirements. The contractor also provides support during large-scale operations. The Electronic Monitoring (EM) component requires the officers in the field to enroll the alien participant into the program and to respond to violation notifications. EM technologies available for use are telephonic reporting, radio frequency and global positioning satellite (GPS) monitoring.

ESR provides services within all 24 DRO Field Offices and three Sub-Offices (Charlotte, NC; Hartford, CT; and Orlando, FL). The current maximum participant limit for ESR is 7,000 and there are currently over 6,200 active participants enrolled. EM has no participant limit and is available nationwide. The ESR program currently reports an overall compliance rate with administrative removal orders of 65 percent.

### **Key Accomplishments**

In FY 2009, ICE:

- Solicited a new contract<sup>2</sup>, which was awarded in August 2009. However, a protest was filed and is currently with the Government Accountability Office (GAO) for decision. The current ESR and ISAP contracts will continue pending the outcome

---

<sup>1</sup> The frequency of In-Person Office and Unannounced Home Visits

b2 high, b7e

b2 high, b7e

The contract will be awarded through the means of “full and open” competition as required by the Competition in Contracting Act (CICA), which was enacted as Title VII of the Deficit Reduction Act of 1984, Public Law 98-369.

of the protest. The new contract is similar to the current ISAP contract and will allow for phased openings of ISAP programs nationwide as funding permits. The expansion of ATD services will continue into FY 2010 as stipulated in the contract to achieve coverage of all field and main sub-offices as funding permits during that year. The goal of this expansion is the successful transition of all current ESR, EM, and ISAP participant population to the new contract;

In FY 2010, ATD will:

- Conduct a feasibility study to implement “kiosk-type” technology nationwide. This initiative would assist the field office with the enormous task of supervising non-removable aliens who do not pose a risk to the community, by reducing face-to-face meetings with aliens to potentially realign many man-hours to perform in other critical DRO mission areas; and
- Continue with the staggered opening of ISAP program nationwide with the goal of increasing coverage of ATD services to up to 82 new locations and increase the participant capacity up to 24,000.

In FY 2011, ATD will:

- Continue with the phased opening of ISAP program to new offices and increase participant capacity; and
- Review feasibility of “kiosk-type” technology and secure funding study the potential costs and benefits of for entering into a contract for nationwide implementation if appropriate.



**Department of Homeland Security**  
**U.S. Immigration and Customs Enforcement**  
**Salaries and Expenses**  
**DRO - Transportation and Removal Program**  
**Program Performance Justification**  
(Dollars in Thousands)

**PPA: DRO - Transportation and Removal Program**

	<b>Perm. Pos</b>	<b>FTE</b>	<b>Amount</b>
<b>2009 Actuals</b>			<b>255,773</b>
<b>2010 Enacted</b>			<b>281,878</b>
2011 Adjustments-to-Base			12,754
<b>2011 Current Services</b>		b2 high, b7e	<b>294,632</b>
<b>2011 Total Request</b>			<b>294,632</b>
Total Change 2010 to 2011			12,754

U.S. Immigration and Customs Enforcement requests \$294.6 million for this activity. In order to assure that personnel are being appropriately be charged to the program under which they function, ICE is proposing to move funding for a total of high positions currently in Custody Operations base to the programs where these positions are performing the bulk of their work; through this zero-sum reprogramming within DRO programs, the Transportation and Removal Program receives funding for high positions, resulting in an increase to TRP of \$12.8 million. In FY 2011, this PPA is estimated to pay no vicewide costs (e.g., rent, working capital fund).

**CURRENT SERVICES PROGRAM DESCRIPTION:**

Appropriations to the Transportation and Removal Program fund safe and secure transportation of aliens in ICE custody and removals of aliens from the United States, as ordered by an immigration judge.

**The Removal Management Division (RMD)** is comprised of the Case Management Unit, Flight Operations Unit, and the Removals Coordination Unit. RMD provides oversight through its three component units, to all 24 Field Offices. RMD conducts air transportation and removal planning, and develops and implements strategies to support the removal of all removable aliens. RMD oversees and supports Field Office Directors' execution of air transportation and removal funding. RMD, through these units, ensures the Transportation and Removal Program funds are efficiently and effectively used.

**Case Management Unit (CMU)** - The CMU provides nationwide guidance and oversight relating to aspects of case management of detained aliens who have received a final order of removal. This includes oversight of the Post Order Custody Review

(POCR) process, deferred action, conducting field office site visits and training, monitoring monthly custody reports and the Weekly Inventory List of Detained Cases (WILDC). CMU also supports field offices and overseas entities on travel document and removal issues to ensure the safe and orderly removal of persons from the United States. CMU has oversight of the electronic Travel Document System (eTD) and conducts liaison with governmental and non-governmental organizations, over 200 embassies and consulates within the United States, foreign governments, and law enforcement organizations world wide.

**The Removal Coordination Unit (RCU)** manages commercial airline removals (Centralized Ticketing, CENTIX) and the Detention Operations Coordination Center (DOCC). RCU facilitates:

- Commercial escorted and unescorted removal operations in coordination with DRO Field Offices and Omega Travel Management Center. Services include requesting country clearances via the electronic Country Clearance system (eCC) and sending removal notifications via a secure messaging system (cable), both of which interface with the Department of State.
- The DOCC ensures capacity equilibrium among detention locations. The DOCC identifies available space to meet field office requirements and coordinates available transportation options. The DOCC also provides detention and transportation support for ICE Enforcement Operations.

The **Flight Operations Unit (FOU)** manages all DRO mass airlift operations through a combination of ICE-chartered aircraft and a partnership with the Justice Prisoner and Alien Transportation System (JPATS). In conducting its mission of transporting aliens with a removal order, the FOU oversees domestic and foreign scheduling of all DRO-managed aircraft based on the operational requirements of the 24 field offices along with coordination with each respective receiving country and ICE Attaché office. The FOU also coordinates the procurement of ICE charters involved with the removal of aliens to Central Asia, the Pacific Rim, Africa, and the Middle East.

## **Key Accomplishments**

In FY 2009:

- DRO continued to engage other government agencies and embassies to accelerate travel documents issuance for aliens pending removal from the United States. DRO continued to develop and expand the eTD system and encouraged other foreign governments to use the system; FOU operated seven charters outside of the Americas returning 495 alien passengers to Albania, Cambodia, Egypt, Indonesia, Jordan, Morocco, Nigeria, Pakistan, the Philippines, Palestinian Authority, and Liberia while also supporting the policies of “catch and return” and increased interior enforcement operations. FOU moved nearly 200,000

aliens, domestic and foreign; by increasing the number of ICE chartered aircraft and simultaneously augmenting JPATS aircraft.

- In FY 2009, RCU coordinated and effected the commercial removal of 21,163 aliens. In addition, RMD moved 220,083 aliens through ICE managed aircraft during FY2009. By comparison, ICE movements for all of FY 2008 totaled 67,219.
- RCU continued to expand the use and success of the Pennsylvania Transportation Hub (PATH) program to transport a total of 16,529 aliens.
- CMU implemented case management efficiencies such as weekly and monthly reporting requirements, and expanded field office site visits to ensure field office compliance with regulations and procedures. CMU successfully developed and ensured successful implementation of the November 2007 policy titled Parole of Aliens Found to have a 'Credible Fear' of Persecution or Torture.

In FY 2010, DRO will:

- Increase removals 1% over the same time period in FY09 to meet the FY10 goal of 391,677 removals (including Voluntary Returns);
- Increase the overall number of FOU transported passengers by 1% over the same time period in FY09 to meet the FY10 goal of 230,116;
- Deploy the Electronic Travel Document (eTD) program to one additional country by the end of FY10;
- Employ four ICE charter aircraft operating six days per week to support foreign removals;
- Use the ICE chartered aircraft as a long-range platform capable of supporting special removal missions to South America, Eastern Europe, Africa, Middle East and Pacific Rim;
- Use JPATS contract aircraft to support shorter-range domestic movements with four airplanes—two each located in Alexandria, Louisiana and Phoenix, Arizona; and
- Place Immigration Enforcement Agents and Division of Immigration Health Services medical personnel on all DRO-managed aircraft, both foreign and domestic.

In FY 2011, DRO will:

- Continue to expand CMU activities; and
- Develop a strategic air plan for DRO flight operations based on a mission needs statement, operational requirements document, concept of operations plan, and an acquisition strategy that supports increased enforcement activity, decreased detention time, and increased removal operations to suit FY 2011 needs.
- DRO anticipates coordinating the movement of over 240,000 aliens through the use of eight large and one medium sized aircraft in FY 2011. Accordingly, DRO plans to log 13,000 flight hours or more.

**Department of Homeland Security**  
**U.S. Immigration and Customs Enforcement**  
**Salaries and Expenses**  
**Comprehensive Identification and Removal of Criminal Aliens**  
**Program Performance Justification**  
(Dollars in Thousands)

**PPA: Comprehensive Identification and Removal of Criminal Aliens**

	<b>Perm. Pos</b>	<b>FTE</b>	<b>Amount</b>
<b>2009 Actuals</b>			<b>273,839</b>
<b>2010 Enacted</b>			<b>200,000</b>
2011 Adjustments-to-Base			(53,057)
<b>2011 Current Services</b>		b2 high, b7e	<b>146,943</b>
<b>2011 Total Request</b>			<b>146,943</b>
Total Change 2010 to 2011			(53,057)

U.S. Immigration and Customs Enforcement requests \$146.9 million for this activity. This is a \$53.1 million decrease from the FY 2010 enacted level, which is for annualization of prior year funding, pay inflation, and management and technology efficiencies. In FY 2011, this PPA is estimated to pay \$11.0 million in servicewide costs (e.g., rent, working capital fund).

In order to consolidate ICE's overall cost of beds to allow a clearer depiction of actual costs being incurred, ICE is proposing for FY 2011 that bed costs currently in the base funding for Fugitive Operations, Criminal Alien Program (CAP), and Secure Communities/CIRCA be permanently reprogrammed under Custody Operations, which manages all bed-related activities for ICE. This zero-sum reprogramming between ICE programs results in a \$53.1 million decrease to Secure Communities.

**CURRENT SERVICES PROGRAM DESCRIPTION:**

In FY 2008, Congress appropriated \$200 million to “improve and modernize efforts to identify aliens convicted of a crime, sentenced to imprisonment, and who may be deportable, and remove them from the United States once they are judged deportable.” In FY 2009, Congress appropriated an additional \$150 million for SC/CIRCA to continue meeting the program’s goals. Congress further required ICE to utilize an additional \$850 million of existing programs’ resources “to identify aliens convicted of a crime, and who may be deportable, and to remove them from the United States once they are judged deportable.”

ICE continues to work to achieve the three SC/CIRCA strategic goals:

- Identify criminal aliens through modernized information sharing;
- Prioritize enforcement actions to ensure apprehension and removal of dangerous criminal aliens; and

- Transform criminal alien enforcement processes and systems to achieve lasting results.

In FY 2010, ICE will continue to integrate and harmonize all of its efforts to identify, prosecute and remove criminal aliens across its program offices. Secure Communities has promoted key enforcement initiatives that have led to record levels of criminal alien removals. Specifically, through Secure Communities oversight, DRO's Fugitive Operations program and CAP, and OI's LESC, ICE aims to reduce the population of criminal aliens in the United States. These efforts are successful, but in FY 2010 ICE will work to make them even more successful and efficient. One way may be to integrate the Secure Communities into the DRO program. This shift would ensure the programs' efforts are centralized and streamlined. With SC linked more directly to DRO operations, ICE will be able to apply a risk-based approach consistently across all funding sources. This will further the ICE goal of identifying and removing criminal aliens and strengthening the overall effort to do so.

### **Key Accomplishments**

In FY 2009, ICE exceeded congressional requirements by obligating an estimated \$1.681 billion toward criminal alien enforcement, including \$275 million in SC/CIRCA appropriations. Expanded ICE criminal alien enforcement operations achieved the following results in FY 2009:

- Identified and issued charging documents on approximately 230,250 criminal aliens, representing nearly a four percent increase over FY 2008;
- Removed approximately 135,880 criminal aliens, representing nearly a 19 percent increase over FY 2008;
- Reduced criminal alien detention times by nine percent compared to FY 2008, to approximately 42 days;
- Collaborated with U.S. Attorneys to initiate prosecutions against approximately 6,200 violent, recidivist criminal aliens for felony violations of U.S. immigration law;
- Continued outreach to the national law enforcement community to communicate SC/CIRCA goals and objectives and strengthen information sharing partnerships for identifying and removing criminal aliens;
- Completed the hiring of an additional <sup>(b)(6)</sup> personnel that serve on CAP teams to expand ICE screening for criminal aliens to additional local jails and prisons;
- Expanded ICE's operational capacity for completing threat assessments and alien status determinations on suspected criminal aliens by hiring <sup>(b)(6)</sup> additional LESC personnel and by improving IT systems supporting criminal alien identifications;
- Piloted methods to identify and apprehend at-large criminal aliens, whether fugitives or not, based upon threat to the community by hiring <sup>(b)(6)</sup> enforcement agents;

- Aggressively prosecuted over 5,180 violent, recidivist criminal aliens in coordination with U.S. Attorney offices, thus deterring removed criminal aliens from re-entering the country;
- Increased ICE's capacity to process greater numbers of criminal alien removal cases by hiring <sup>22 high, b7c</sup> removal case management personnel;
- Initiated development of systems to track the exact location of criminal aliens from the time they enter ICE custody until the time they are removed from the United States, improving officer safety and intelligence gathering efforts on detainees among other benefits;
- Funded 1,246 detention beds and costs of removing criminal aliens taken into ICE custody;
- Deployed biometric identification capability (integration of DOJ and DHS biometric databases) to 88 jurisdictions in nine States and covering approximately 31 percent of the estimated nationwide number of the foreign born non citizen population;
- Processed over 825,000 fingerprints submitted through interoperability; 100,328 of these have resulted in an IDENT match, of which 9,486 identified criminal aliens charged with or convicted of Level 1 offenses and 86,111 of which identified Level 2 and 3 offenses (see table that follows); and
- Removed 2,105 criminal aliens charged with or convicted of Level 1 offenses and identified through interoperability (see table that follows).

In FY 2010, ICE plans to use current ICE resources, prior year carry-forward balances of SC/CIRCA appropriations, and the President's budget request, to:

- Continue moving toward nationwide identification, apprehension and removal of all Level 1 (those convicted of violent felonies and major drug crimes) criminal aliens in accordance with the SC/CIRCA strategic plan, program goals and program objectives by extending criminal alien biometric identification capabilities to over 180 jurisdictions, covering approximately 84 percent of the estimated nationwide number of the alien population;.
- Identify approximately 20,000 Level 1 IDENT matches;
- Process approximately 4,000 Level 1 removals due to IDENT matches (removal of Level 1 criminal aliens is expected to significantly lag identification due to extended incarceration sentences that many must serve prior to their removal);
- Continue submitting a greater number of violent criminal aliens who repeatedly enter the United States illegally to U.S. Attorneys for aggressive prosecution under felony immigration charges; and
- Work with other ICE programs to determine how existing activities and capacity can better support SC/CIRCA goals.

In FY 2011, ICE plans to use current ICE resources, prior year carry-forward balances of SC/CIRCA appropriations, and the President's FY 2011 request to incorporate SC/CIRCA's risk-based application of resources ICE-wide, including:

- Continue FY 2010 progress toward nationwide identification, apprehension and removal of all Level 1 (those convicted of violent felonies and major drug crimes) criminal aliens by operating criminal alien biometric identification capabilities in over 897 additional jurisdictions (1175 cumulative) covering approximately 96 percent of the estimated nationwide number of the foreign born non citizen population;
- Identify approximately 20,000 Level 1 IDENT matches;
- Detain and remove all criminal aliens who are subject to the mandatory detention provisions of the Immigration and Nationality Act (INA) by prioritizing use of finite enforcement resources over approximately 200,000 lower priority aliens encountered by CAP, 287(g), CBP, and USCIS; and
- Continue submitting violent criminal aliens who repeatedly enter the United States illegally to U.S. Attorneys for aggressive prosecution under felony immigration charges.

SC/CIRCA, in cooperation with Federal, State and local law enforcement agencies, will provide a safeguard to American communities by removing those criminal aliens from the United States that represent the greatest threats to community safety and by deterring their re-entry through aggressive prosecution of recidivists.

### 2009 Interoperability Statistics

Performance Measures	Q1 FY 2009	Q2 FY 2009	Q3 FY 2009	Q4 FY 2009	Total
Additional Jurisdictions Deployed	14	34	22	18	88
Interoperability Submissions	29,756	163,794	251,507	380,706	825,763
IDENT Matches	3,249	19,355	33,448	44,276	100,328
Arrested or Detainers Issued after Interoperability Hit*	1,294	5,219	7,562	10,897	24,972
Level 1 Matches±	187	1,752	3,292	4,255	9,486
Removals and Returns**	95	481	694	835	2,105
In Removal Proceedings	54	728	1,201	1,377	3,360
Level 2 / Level 3 Matches±	2,941	16,839	28,683	37,648	86,111
Removals and Returns**	1,092	3,662	4,701	5,710	15,165
In Removal Proceedings	182	1,349	2,166	3,443	7,140

As of September 30, 2009

± Aliens who are charged with or convicted of a Level 1 offense

\* Number of detainers issued is based on the month that the individual was checked via Interoperability, not the month the detainer was issued

\*\* Aliens who are charged with or convicted of a Level 1, Level 2, or Level 3 crime

\*\*\* Other Cases Closed includes cases that are resolved by ICE Granting Relief, Terminating Proceedings, Canceling a Charging Document, or Granting Permanent Residence

## IV. Program Justification Changes

**Department of Homeland Security**  
**U.S. Immigration and Customs Enforcement**  
**Salaries and Expenses**  
**Personnel Compensation and Benefits, Service, and Other Costs**  
**Justification of Program Changes**  
(Dollars in Thousands)

**Program Increase 1:** Co-Location of ICE Facilities  
**PPA:** Personnel Compensation and Benefits, Service, and Other Costs  
**Program Increase:** Positions 0.0, FTE 0.0, Dollars \$19,938

### Funding Profile

	FY 2009 Actuals			FY 2010 Enacted			FY 2011 Request		
	Pos	FTE	Dollars (\$000)	Pos	FTE	Dollars (\$000)	Pos	FTE	Dollars (\$000)
Current Services Level							28	28	51,073
Program Increase							-	-	19,938
<b>Total Request</b>	<b>2</b>	<b>1</b>	<b>7,000</b>	<b>28</b>	<b>15</b>	<b>49,461</b>	<b>28</b>	<b>28</b>	<b>71,011</b>

### Description of Item

This request funds the third year of the ICE-wide co-location strategy to consolidate ICE personnel and operations scattered across multiple buildings in 55 metropolitan areas, resulting in improved operational efficiencies and long-term cost savings. The Secretary has made ICE co-location a top Departmental priority, noting that failure to consolidate ICE's legacy INS and Customs facilities since the merger impedes its effectiveness and efficiency as well as efforts to build a cohesive unified agency.

The FY 2006 House Congressional Appropriations Committee Report 109-79 cited "ICE's need to co-locate all of ICE's legacy personnel...Physical co-location is needed to unify personnel and manage a cohesive workforce...within a significantly shorter period than five to seven years." In 2008, ICE identified 237 locations in 55 U.S. metropolitan areas suitable for co-location. Of these cities, ICE identified 27 possible prospectus-level (two in Northern Virginia) projects and 29 non-prospectus-level projects. Eight of the non-prospectus-level projects are scheduled to begin in FY 2010.

Given the imminent expiration of *72 percent of ICE leases by 2014*, representing 475 leases in 3.9 million square feet of space, this initiative represents a unique opportunity, since renewing existing leases would come at a steep cost, while failing to address integration issues or the many shortcomings with existing office space. Co-location



continues to offer the best strategy for containing future growth in lease costs, with additional savings through consolidated administrative and security functions.

### *Approach*

To develop the plan, ICE engaged a real estate consultant and worked closely with GSA.

As part of the development of the ICE co-location plan, an analysis of five acquisition alternatives was developed for each city and incorporated into ICE's co-location plan:

- GSA inventory: This preferred alternative would house ICE in existing GSA-owned buildings.
- Market inventory: The next most preferred alternative would locate ICE in existing space in each city.
- Federal construction: In the relatively small number of cities where the first two options are not feasible, new buildings would be developed for ICE but the buildings would be Federally owned and operated.
- Inventory consolidation: This alternative would have ICE consolidate in space it already leases.
- Special: In rare cases, special circumstances require a customized solution which is not easily captured in any of the above alternatives.

The analysis included a financial summary of the alternatives showing the cash flow for estimated tenant costs, construction costs, and full-service rent based on the size of the consolidation and the consolidation year. The consolidation year was selected by examining operational needs, expiring leases, current projects, and program needs to determine the most efficient year to co-locate in a city.

A preferred acquisition solution for each city was selected from among the alternatives based on cost estimates for each and local real estate conditions.

### *Non-Personnel Costs (\$19.938 million)*

- ICE will implement six additional non-prospectus projects in FY 2011 with an anticipated completion timeline of one to three years.
- The funds will be used to acquire and occupy office space in secure facilities that meet ICE mission and law enforcement requirements.
- Funds will also be used for interior construction ("build-out" costs), voice and data cabling, furniture, fixtures, equipment, and outfitting expenses for special spaces such as holding cells and secured spaces.
- Given the long-term nature of the effort, and higher net cost that will result from any lease option ICE pursues, the plan is based on a consistent need for recurring funds each year.

### **Justification**

The budget includes a \$19.938 million request to further ICE's plan to co-location 351 leases in 55 U.S. metropolitan areas to support operational effectiveness.

- This funding would allow ICE to fund 6 additional non-prospectus-level projects in FY 2011. ICE would be able to consolidate 35 leases in the following locations:

1	Minneapolis	MN
2	Las Vegas	NV
3	St Louis	MI
4	Fresno	CA
5	Austin	TX
6	Guam	

- The request builds upon the FY 2010 funding that was provided to consolidate leases in the following cities: El Centro, CA; Portland, OR; Spokane, WA; Columbus, OH; Reno, NV; Jacksonville, FL; Salt Lake City, UT; and Raleigh, NC.

#### *ICE Leases*

ICE currently has 655 (6.4 million square feet) leases; however, 475 leases (72%) will expire in the next four years (by 2014) impacting 3.9 million square feet. The co-location plan will reduce 351 leases of these leases (248 locations) to 55.

For example:

- In Houston, TX, ICE is currently housed in eight different locations with the Office of Investigations in six of those eight locations.
- In Phoenix, AZ, ICE is currently housed in six different locations with the Office of Investigations and Detention and Removal in four of those six locations.
- In Burlington, VT, ICE is currently housed in seven different locations with the Office of Investigations in five of those seven locations.
- In New York, NY, ICE is currently housed in seven different locations with the Office of Investigations in four of those seven locations.
- In El Paso, TX, ICE is currently housed in seven different locations with the Office of Investigations in four of those seven locations.
- In San Francisco, CA, ICE is currently housed in nine different locations with the Office of Investigations in three of those nine locations.
- In San Antonio, TX, ICE is currently housed in five different locations with the Office of Investigations in three of those five locations.

This consistent inefficiency across ICE's real property portfolio directly affects operations.

### *ICE Rent*

ICE will realize a significant annual increase in its rent over the next four years. The average rental rate for the majority of leases set to expire is approximately \$25.40 per square foot. The median market rental rate is \$36.75 per square foot, resulting in a 31% increase per square foot when the existing leases are renewed. If ICE remains in its current existing space and renews its existing leases, ICE will incur an estimated \$60 million increase in lease costs over the next four years. These costs would be offset by the strategic implementation of co-location. Co-location builds efficiencies in space by using a shared space work environment. The ICE rent will continue to grow as the agency develops due to an increase in work force, however by properly designing efficient and sustainable buildings the cost of this rent would be reduced from the alternative of having to continue to duplicate costly special spaces by adding additional facilities within each city to accommodate growth.

### *ICE Growth and Current Initiatives*

The ICE mission is to protect national security by enforcing our national customs and immigration laws and is the largest investigative agency in DHS. In an effort to keep up with the growing need for security on the nation's borders, ICE has significantly expanded its workforce by over the past four years. The growth in personnel associated with increased enforcement initiatives has strained existing ICE infrastructure, but will be mitigated by the right sizing inherent to co-location.

The cost to build out specialty space, such as holding cells and processing areas, costs on average \$300 per square foot. It is important that this type of space not be duplicated in metro areas. Co-location is based on shared space among all of the ICE programs for these types of spaces.

Co-location addresses operational inefficiencies, barriers to building one ICE culture, and other deficiencies in the many older buildings where Federal employees are presently located. It also supports efforts to raise the morale of ICE's employees. In addition to funding the build-out of ICE space, the plan would also update IT infrastructure.

### **Impact on Performance (Relationship of Increase to Strategic Goals)**

This initiative supports the DHS Goal #5: Strengthen and unify DHS Operations and Management as it will allow ICE to consolidate personnel and manage a cohesive workforce. The program increase will help to advance ICE co-location efforts and to realize potential savings associated with FPS security, administrative support costs, rent through shared building support spaces and shared utility costs, costs for above-standard build-out, GSA overhead, and operational efficiencies.

**Department of Homeland Security  
U.S. Immigration and Customs Enforcement  
Salaries and Expenses  
Headquarters Managed IT Investment  
Justification of Program Changes**

**Program Increase 1:** Data Center Migration  
PPA: Headquarters Managed IT Investment  
Program Increase: Positions 0.0, FTE 0.0, Dollars \$10,400

Funding Profile

	FY 2009 Actuals			FY 2010 Enacted			FY 2011 Request		
	Pos	FTE	Dollars (\$000)	Pos	FTE	Dollars (\$000)	Pos	FTE	Dollars (\$000)
Current Services Level							-	-	-
Program Increase							-	-	10,400
<b>Total Request</b>	-	-	-	-	-	-	-	-	<b>10,400</b>

**Description of Item**

FY 2011 data center development funding, managed through the DHS Working Capital Fund (WCF), will be used for the continuation of system and application migration to the two DHS enterprise data centers for central DHS management in FY 2011. This includes: (1) discovery, migration planning, and scheduling activities specifically related to systems/applications that will transition to the DHS data centers in FY 2010; (2) purchase of new equipment for placement in the DHS data centers as part of migration/transition efforts; (3) installation of equipment racks at the DHS data centers; (4) migration-related build-out of DHS data center infrastructure; (5) transition of disaster recovery/backup/COOP (continuity of operations) capability to DHS data centers; and (6) installation of infrastructure support as part of system migrations at the DHS data centers.

The ICE FY 2011 data center migration (DCM) funding request of \$10.4 million will provide for the following activities:

*Non-Personnel Costs (\$10.4 million):*

- Migrate 17 ICE sites (10 in the Washington, D.C. area, 7 outside) - \$4.4 million
- Migrate ICE mainframe assets - \$3.3 million
- Test equipment and conduct disaster recovery exercises - \$1.2 million
- Conduct project planning, execution, and oversight - \$1.5 million

**Justification**

The data center consolidation efforts will standardize IT resource acquisitions across DHS components, and streamline maintenance and support contracts, allowing for less complex vendor support and expediting response times in the event of an emergency. Benefits derived from consolidation are enhanced DHS IT security posture, improved information sharing with stakeholders, and increased operational efficiencies over time.

**Impact on Performance (Relationship of Increase to Strategic Goals)**

Data Center Migration (DCM) supports Maturing and Unifying DHS. The DCM project focuses on transition of data center operations from multiple facilities to the new DHS consolidated data centers. The migration of disparate and complex ICE data center infrastructure is necessary to ensure compliance with the DHS enterprise infrastructure program consolidation effort; provide survivability of the data center, a common operating environment, and integrated logistics support processes.

**Department of Homeland Security  
U.S. Immigration and Customs Enforcement  
Salaries and Expenses  
Domestic Investigations  
Justification of Program Changes**

**Program Increase 1:** Border Enforcement Security Task Forces (BESTs)  
PPA: Domestic Investigations  
Program Increase: Positions <sup>b2 high, b7e</sup> FTE <sup>b2 high, b7e</sup> Dollars \$10,000

Funding Profile

	FY 2009 Actuals			FY 2010 Enacted			FY 2011 Request		
	Pos	FTE	Dollars (\$000)	Pos	FTE	Dollars (\$000)	Pos	FTE	Dollars (\$000)
Current Services Level							-	-	-
Program Increase							b2 high, b7e		
<b>Total Request</b>	-	-	-	-	-	-			
									10,000
									<b>10,000</b>

**Description of Item and Justification**

With the requested funding, ICE OI will establish BESTs in three additional locations (Massena, NY; San Francisco, CA; and Honolulu, HI) to prevent smuggling and illegal entry of persons, with a priority on terrorist groups, gang members, and criminal aliens. Vulnerabilities along the Northern Border such as Massena, NY, include many remote regions with limited situational awareness and law enforcement presence, limited low-altitude radar coverage in many areas, high-volumes of legitimate cross-border traffic, and the adaptability of transnational criminal networks to law enforcement operations. The seaport BESTs in San Francisco and Honolulu will focus on vulnerabilities such as, vessels and their cargo which can potentially contain weapons of mass destruction, potential access to sensitive areas by stowaways, potential threats from foreign crewmembers and undocumented aliens; and the potential exploitation of vulnerabilities in seaport security.

Investigative efforts of the BESTs target human smuggling, narcotics and contraband smuggling, weapons smuggling and counter-proliferation, money laundering, bulk cash smuggling, criminal gangs, critical infrastructure protection, identity theft and benefit fraud, commercial fraud and intellectual property rights enforcement, and any other vulnerabilities that pose an immediate or imminent threat to public safety or national security. BEST is a critical cornerstone of the Secure Border Initiative program. It integrates Federal, foreign, State and local law enforcement efforts and partners in the field that are focused on the identification, disruption and dismantling of cross-border criminal organizations. It also fulfills the President's commitment to Security Prosperity Partnership Goal Six.

\$7.602 million of this increase will fund [REDACTED] positions [REDACTED] FTEs):

- [REDACTED] GS-1811-7/13 Special Agents
- [REDACTED] GS-1811-14 Supervisory Special Agents/ASAC/DSAC
- [REDACTED] GS-1801-13/14 Criminal Research Specialists
- [REDACTED] GS-1802-5/7 Investigative Assistants
- [REDACTED] GS-0301-13 Mission Support Specialists
- [REDACTED] GS-0343-14 Management and Program Analysts

The remaining \$2.398 million in general expenses will fund facility requirements for new BESTs, travel, training, and associated costs.

**Impact on Performance (Relationship of Increase to Strategic Goals):**

BEST activities support the following goals:

Goal 2.1 Effectively Control U.S. Air, Land, and Sea Borders; and Goal 2.3  
Disrupt Criminal Organizations

**Department of Homeland Security  
U.S. Immigration and Customs Enforcement  
Salaries and Expenses  
Domestic Investigations  
Justification of Program Changes**

**Program Increase 1:** Intellectual Property Rights Enforcement  
PPA: Domestic Investigations  
Program Increase: Positions b2 high, b7e FTE b2 high, b7e Dollars \$5,000

Funding Profile

	FY 2009 Actuals			FY 2010 Enacted			FY 2011 Request		
	Pos	FTE	Dollars (\$000)	Pos	FTE	Dollars (\$000)	Pos	FTE	Dollars (\$000)
Current Services Level							-	-	-
Program Increase							<span style="background-color: black; color: black;">b2 high, b7e</span>		5,000
<b>Total Request</b>	-	-	-	-	-	-			<b>5,000</b>

**Description of Item**

This request will fund a total of b2 high, b7e positions for the IPR Center, The IPR Center is a collaborative effort by U.S. Government agencies to stop intellectual property right violations that threaten our economic stability, restrict the competitiveness of U.S. industry, and endanger public health and safety. The IPR Center brings together key U.S. agencies engaged in combating intellectual property crime.

\$4.268 million of this increase will fund b2 high, b7e positions:

- b2 high, b7e GS-1811-14/15 Supervisory Special Agents/Unit Chiefs
- b2 high, b7e GS-1811-7/13 Special Agents
- b2 high, b7e GS-1801-13/14 Criminal Research Specialists
- b2 high, b7e GS-1802-5/7 Investigative Assistants
- b2 high, b7e GS-0301-13 Mission Support Specialists
- b2 high, b7e GS-0343-14 Management and Program Analysts

The remaining \$0.732 million in non-personnel resources will fund facilities, travel, and training.

**Justification**

The IPR Center integrates domestic and international law enforcement intelligence with private industry information relating to IPR crime and works closely with foreign law



enforcement in the exchange of tactical intelligence and joint operations. Intelligence is disseminated for appropriate investigative and tactical use.

The IPR Center utilizes a three-pronged approach of interdiction, investigation and outreach/training to combat IP crime. To accomplish this, the Center is organized around three units: Operations, Programs, and Outreach & Training. In addition, a Government of Mexico Attaché embedded at the IPR Center coordinates targeting, interdiction, and enforcement efforts to identify and dismantle cross-border organizations that manufacture and distribute counterfeit items harmful to both U.S and Mexico markets. Particular emphasis will be placed on major criminal organizations and those using the Internet to facilitate IPR crime.

During FY 2009, ICE generated more than 1,944 investigations involving counterfeit, unapproved or harmful merchandise. ICE and CBP conducted more than 14,841 seizures of counterfeit merchandise, with a domestic value of more than \$260.7 million.

Further, the IPR Center coordinates with the World Customs Organization and the U.S. Departments of Commerce, Justice and State, to conduct training and provide support for anti-counterfeiting efforts with foreign customs administrations and law enforcement agencies.

### **Impact on Performance (Relationship of Increase to Strategic Goals)**

The IPR Center supports the following goals:

- Goal 2.1 Effectively Control U.S. Air, Land, and Sea Borders;
- Goal 2.2 Safeguard Lawful Trade and Travel; and
- Goal 2.3 Disrupt Criminal Organizations.

In addition, the increases for FY 2011 will allow ICE to address critical infrastructure vulnerabilities through a holistic investigative approach leveraging Title 8 and export enforcement authorities as well as analytical capabilities unique to ICE.

Funding this initiative will increase effectiveness in addressing vulnerabilities that could be exploited by criminals and other persons of suspect violating our national intellectual property rights laws and bringing in goods and materials that would adversely harm the American public and economic infrastructure.

**Department of Homeland Security  
U.S. Immigration and Customs Enforcement  
Salaries and Expenses  
Domestic Investigations  
Justification of Program Changes**

**Program Increase 1:** Office of Investigations Mission Support  
PPA: Domestic Investigations  
Program Increase: Positions b2 high, b7e FTE b2 high, b7e Dollars \$15,000

Funding Profile

	FY 2009 Actuals			FY 2010 Enacted			FY 2011 Request		
	Pos	FTE	Dollars (\$000)	Pos	FTE	Dollars (\$000)	Pos	FTE	Dollars (\$000)
Current Services Level							-	-	-
Program Increase							b2 high, b7e		15,000
<b>Total Request</b>	-	-	-	-	-	-			<b>15,000</b>

**Description of Item and Justification**

The Office of Investigations analyzed the impact of having only a limited number of investigative mission support positions to support the Special Agent workforce in field offices across the country. It was determined that the current deficit of investigative mission support positions causes Special Agents to perform 2 to 4 hours a day of non-investigative work. Adding the additional mission support staff included in this request will provide the equivalent of at least b2 high, b7e Special Agents a year.

OI applied a workforce model to all budgetary requests to ensure that agents have the necessary mission support personnel to support agents in the field. In order to address the existing shortfall in mission support personnel, for the 2011 submission, OI requested funds for b2 high, b7e positions or b2 high, b7e FTEs to augment staffing request within OI. The b2 high, b7e positions be distributed among all 26 SAC offices nationwide (not including headquarters or Southwest Border positions).

\$12.452 million of this increase will fund b2 high, b7e positions b2 high, b7e FTEs):

- b2 high, b7e GS-1801-7/13 Criminal Research Special
- b2 high, b7e GS-1802-5/7 Investigative Assistants
- b2 high, b7e GS-301-13 Mission Support Specialists
- b2 high, b7e GS-301-9/12 Mission Support Specialists
- b2 high, b7e GS-301-9/11 Mission Support Specialists
- b2 high, b7e GS-303-5/7 Mission Support Assistants
- b2 high, b7e GS-301-11 Enforcement Operation Specialists
- b2 high, b7e GS-326-4 Office Automation Clerks

- [REDACTED] GS-301-7/9 Staff Assistants
- [REDACTED] GS-301-5/7 Secretaries
- <sup>b2 high, b7a</sup> [REDACTED] GS-1801-13 Technical Enforcement Officers
- [REDACTED] GS-101-13 Victim Witness Specialists

The remaining \$2.548 million in non-personnel resources will fund facility requirements for the new personnel.

**Impact on Performance (Relationship of Increase to Strategic Goals):**

OI mission support promotes DHS Strategic Management mission and the following goals:

- Goal 2.1 Effectively Control U.S. Air, Land, and Sea Borders,
- Goal 2.3 Disrupt Criminal Organizations; and
- Goal 3.2 Prevent Unlawful Immigration.

In addition, adding more mission support to the field will make available agents to do more investigative work as many agents are doing administrative collateral duties that should be done by a professional mission support staff.

In the event that this initiative is not funded there will be potential adverse consequences as agents will be doing more administrative functions, thus taking time away from investigating transnational border crime.

**Department of Homeland Security  
U.S. Immigration and Customs Enforcement  
Salaries and Expenses  
DRO - Custody Operations  
Justification of Program Changes**

**Program Increase 1:** Detention and Removal Operations  
PPA: DRO - Custody Operations  
Program Increase: Positions 0.0, FTE 0.0, Dollars \$20,000

Funding Profile

	FY 2009 Actuals			FY 2010 Enacted			FY 2011 Request		
	Pos	FTE	Dollars (\$000)	Pos	FTE	Dollars (\$000)	Pos	FTE	Dollars (\$000)
Current Services Level							-	-	-
Program Increase							-	-	20,000
<b>Total Request</b>	-	-	-	-	-	-	-	-	<b>20,000</b>

Justification

The FY 2011 increase will allow ICE to maintain the detention space it needs in support of its enforcement programs. No additional detention beds are being requested. ICE must detain aliens in facilities that strike the right balance between the civil nature of their detention and the risk of flight and the danger that they present. Part of that mandate includes the medical processing and oversight of adherence to detention standards.

In FY 2011, costs will increase that necessitate this funding increase. For example, ICE will

- Ensure an independent review of medical complaints and denials of requests for medical services and develop a medical care risk assessment system to place detainees with medical and mental health issues in appropriate facilities; and
- Substantially increase direct federal oversight of facilities that detain aliens in ICE custody.

Also, historically, medical care costs have risen at rates higher than inflation.

But, simultaneously, to manage overall costs, ICE is working to become more efficient to reduce detention costs and minimize the average length of stay. For example, ICE is reducing the average daily cost of a detention bed by:

- utilizing facilities with lower daily per diem rates by moving detainees out of facilities with high detention costs;
- possibly suspending detention operations at certain facilities that no longer fit within the DRO cost reduction strategy and simultaneously studying whether future use of each facility is necessary; and

- re-evaluating the minimum number of detainees required on certain detention facility contracts to cut operational costs.

**Impact on Performance (Relationship of Increase to Strategic Goals):**

DRO Custody Operations supports the following goals:

Goal 3.1 Strengthen and Effectively Administer the Immigration System; and  
Goal 3.2 Prevent Unlawful Immigration

In addition, funding this enhancement will

- Ensure sufficient and appropriate bed space is available based on detention category, characteristics, and conditions of release.

Enhance partnership with other Federal detention agencies for better use of their resources to include facilities and training.

## V. Exhibits and Other Supporting Materials

### A. Justification of Proposed Legislative Language

For necessary expenses for enforcement of immigration and customs laws, detention and removals, and investigations; and purchase and lease of up to 3,790 (2,350 for replacement only) police-type vehicles; [\$5,342,134,000]\$5,439,100,000, of which not to exceed \$7,500,000 shall be available until expended for conducting special operations under section 3131 of the Customs Enforcement Act of 1986 (19 U.S.C. 2081); of which not to exceed \$15,000 shall be for official reception and representation expenses; of which not to exceed \$1,000,000 shall be for awards of compensation to informants, to be accounted for solely under the certificate of the Secretary of Homeland Security; of which not less than \$305,000 shall be for promotion of public awareness of the child pornography tipline and anti-child exploitation activities; of which not less than \$5,400,000 shall be used to facilitate agreements consistent with section 287(g) of the Immigration and Nationality Act (8 U.S.C. 1357(g)); and of which not to exceed \$11,216,000 shall be available to fund or reimburse other Federal agencies for the costs associated with the care, maintenance, and repatriation of smuggled aliens unlawfully present in the United States: Provided, That none of the funds made available under this heading shall be available to compensate any employee for overtime in an annual amount in excess of \$35,000, except that the Secretary, or the designee of the Secretary, may waive that amount as necessary for national security purposes and in cases of immigration emergencies: Provided further, That of the total amount provided, \$15,770,000 shall be for activities in fiscal year [2010]2011 to enforce laws against forced child labor, of which not to exceed \$6,000,000 shall remain available until expended: [Provided further, That of the total amount available, not less than \$1,500,000,000 shall be available to identify aliens convicted of a crime who may be deportable, and to remove them from the United States once they are judged deportable, of which \$200,000,000 shall remain available until September 30, 2011: Provided further, That the Secretary, or the designee of the Secretary, shall report to the Committees on Appropriations of the Senate and the House of Representatives, not later than 45 days after the end of each quarter of the fiscal year, on progress in implementing the preceding proviso and the funds obligated during that quarter to make that progress: ]Provided further, That the Secretary shall prioritize the identification and removal of aliens convicted of a crime by the severity of that crime: [Provided further, That funding made available under this heading shall maintain a level of not less than 33,400 detention beds through September 30, 2010: ]Provided further, That of the total amount provided, not less than [\$2,545,180,000]\$2,618,237,000 is for detention and removal operations, including transportation of unaccompanied minor aliens: Provided further, That of the total amount provided, \$7,300,000 shall remain available until September 30, [2011]2012, for the Visa Security Program: Provided further, That none of the funds provided under this heading may be used to continue a delegation of law enforcement authority authorized under section 287(g) of the Immigration and Nationality Act (8 U.S.C. 1357(g)) if the Department of Homeland Security Inspector General determines that the terms of the agreement governing the delegation of authority have been violated:

[Provided further, That none of the funds provided under this heading may be used to continue any contract for the provision of detention services if the two most recent overall performance evaluations received by the contracted facility are less than “adequate” or the equivalent median score in any subsequent performance evaluation system: ]Provided further, That nothing under this heading shall prevent U.S. Immigration and Customs Enforcement from exercising those authorities provided under immigration laws (as defined in section 101(a)(17) of the Immigration and Nationality Act (8 U.S.C. 1101(a)(17))) during priority operations pertaining to aliens convicted of a crime[: Provided further, That none of the funds provided under this heading may be obligated to collocate field offices of U.S. Immigration and Customs Enforcement until the Secretary of Homeland Security submits to the Committees on Appropriations of the Senate and the House of Representatives a plan for the nationwide implementation of the Alternatives to Detention Program that identifies: (1) the funds required for nationwide program implementation; (2) the timeframe for achieving nationwide program implementation; and (3) an estimate of the number of individuals who could be enrolled in a nationwide program].(Department of Homeland Security Appropriations Act, 2010.)

## B. FY 2010 to 2011 Budget Change

**Department of Homeland Security**  
**U.S. Immigration and Customs Enforcement**  
**Salaries and Expenses**  
FY 2010 to FY 2011 Budget Change  
(Dollars in Thousands)

	Pos.	FTE	Amount
<b>FY 2009 Actuals</b>	<b>18,688</b>	<b>17,287</b>	<b>5,069,467</b>
<b>FY 2010 Enacted</b>	<b>20,266</b>	<b>19,557</b>	<b>5,342,134</b>
<b>Adjustments-to-Base</b>			
Increases			
2011 Pay Raise	-	-	24,799
Annualization of 2010 Pay Raise	-	-	10,825
Annualization of Prior Year Funding	-	440	43,643
Total Increases	-	440	79,267
Decreases			
Management and Technology Efficiencies	47	47	(34,378)
Termination of One-Time Costs	-	-	(28,261)
Total Decreases	47	47	(62,639)
<b>Total, Adjustments-to-Base</b>	<b>47</b>	<b>487</b>	<b>16,628</b>
<b>FY 2011 Current Services</b>	<b>20,313</b>	<b>20,044</b>	<b>5,358,762</b>
<b>Program Changes</b>			
Increases/(Decreases)			
Detention and Removal Operations	-	-	20,000
Co-Location of ICE Facilities	-	-	19,938
Office of Investigations Mission Support	b2 high, b7e		15,000
Data Center Migration	-	-	10,400
Border Enforcement Security Task Forces (BESTs)			10,000
Intellectual Property Rights Enforcement	b2 high, b7e		5,000
<b>Total, Program Changes</b>			<b>80,338</b>
<b>FY 2011 Request</b>	<b>20,550</b>	<b>20,164</b>	<b>5,439,100</b>
<b>FY 2010 to FY 2011 Total Change</b>	b2 high, b7e		<b>96,966</b>



## C. Summary of Requirements

**Department of Homeland Security**  
**U.S. Immigration and Customs Enforcement**  
**Salaries and Expenses**  
**Summary of Requirements**  
(Dollars in Thousands)

	FY 2011		
	Pos.	FTE	Amount
<b>FY 2009 Actuals</b>	<b>18,688</b>	<b>17,287</b>	<b>5,069,467</b>
<b>FY 2010 Enacted</b>	<b>20,266</b>	<b>19,557</b>	<b>5,342,134</b>
<b>Transfers</b>	-	-	-
<b>Total, Transfers</b>	-	-	-
<b>Adjustments-to-Base</b>	-	-	-
Increases	126	566	355,319
Decreases	(79)	(79)	(338,691)
<b>Total, Adjustments-to-Base</b>	<b>47</b>	<b>487</b>	<b>16,628</b>
<b>FY 2011 Current Services</b>	<b>20,313</b>	<b>20,044</b>	<b>5,358,762</b>
<b>Program Changes</b>			-
<b>Total, Program Changes</b>			<b>80,338</b>
<b>Other Adjustments</b>	-	-	-
<b>Total, Other Adjustments</b>	-	-	-
<b>FY 2011 Total Request</b>	<b>20,550</b>	<b>20,164</b>	<b>5,439,100</b>
<b>Total Change 2010 to 2011</b>			<b>96,966</b>

Program Project Activity	FY 2010			FY 2011			Increase(+) or Decrease(-) for FY 2011								
	Enacted			Request			Total Changes			Program Changes			Adjustments-to-Base		
	Pos	FTE	Amount	Pos	FTE	Amount	Pos	FTE	Amount	Pos	FTE	Amount	Pos	FTE	Amount
Personnel Compensation and Benefits, Service, and Other Costs	1,534	1,407	279,073	1,534	1,476	300,371	-	69	21,298	-	-	19,938	-	69	1,360
Headquarters Managed IT Investment	204	193	233,264	251	244	209,363	47	51	(23,901)	-	-	10,400	47	51	(34,301)
Legal Proceedings	1,213	1,200	221,666	1,213	1,213	221,666	-	13	-	-	-	-	-	13	-
Domestic Investigations	b2 high, b7e		1,649,551	b2 high, b7e		1,727,038	b2 high, b7e		77,487	b2 high, b7e		30,000	b2 high, b7e		47,487
International Investigations			112,872			113,689			817			-			817
Visa Security Program			30,686			30,686			-			-			-
Intelligence			69,842			71,107			1,265			-			1,265
DRO - Custody Operations			1,771,168			1,903,764			132,596			20,000			112,596
DRO - Fugitive Operations			229,682			168,449			(61,233)			-			(61,233)
DRO - Criminal Alien Program			192,539			179,317			(13,222)			-			(13,222)
DRO - Alternatives to Detention			69,913			72,075			2,162			-			2,162
DRO - Transportation and Removal Program			281,878			294,632			12,754			-			12,754
Comprehensive Identification and Removal of Criminal Aliens			200,000			146,943			(53,057)			-			(53,057)
<b>Subtotal, Estimates Program Project Activity</b>	<b>20,266</b>	<b>19,557</b>	<b>5,342,134</b>	<b>20,550</b>	<b>20,164</b>	<b>5,439,100</b>	b2 high, b7e		<b>96,966</b>	b2 high, b7e		<b>80,338</b>	b2 high, b7e		<b>16,628</b>
<b>Adjustments from Other Funding Sources</b>	-	-	-	-	-	-			-			-			-
<b>Net, Estimates Program Project Activity:</b>	<b>20,266</b>	<b>19,557</b>	<b>5,342,134</b>	<b>20,550</b>	<b>20,164</b>	<b>5,439,100</b>			<b>96,966</b>			<b>80,338</b>			<b>16,628</b>

## D. Summary of Reimbursable Resources

### Department of Homeland Security U.S. Immigration and Customs Enforcement Salaries and Expenses Summary of Reimbursable Resources (Dollars in Thousands)

	FY 2009 Actuals			FY 2010 Enacted			FY 2011 Request			Increase/Decrease		
Collections by Source:	Pos	FTE	Amount	Pos	FTE	Amount	Pos	FTE	Amount	Pos	FTE	Amount
DHS Office of Intelligence and Analysis	-	-	3,630	-	-	3,448	-	-	3,448	-	-	-
DHS Working Capital Fund	-	-	25,091	-	-	23,831	-	-	23,831	-	-	-
Department of Energy	-	-	20	-	-	18	-	-	18	-	-	-
Department of Justice	-	-	1,101	-	-	1,046	-	-	-	-	-	(1,046)
Department of State	-	-	9,641	-	-	9,157	-	-	-	-	-	(9,157)
Executive Office of the President	-	-	53	-	-	51	-	-	51	-	-	-
Federal Air Marshal Service	-	-	20	-	-	18	-	-	18	-	-	-
National Protection and Program Directorate (NPPD)	-	-	156	-	-	-	-	-	-	-	-	-
Office of the Director of National Intelligence	-	-	1,366	-	-	1,297	-	-	1,297	-	-	-
U.S. Citizenship and Immigration Services	-	-	4,966	-	-	4,717	-	-	4,717	-	-	-
U.S. Customs and Border Protection	-	-	58,914	-	-	55,956	-	-	55,956	-	-	-
US-Visit	-	-	1,727	-	-	1,640	-	-	1,640	-	-	-
Federal Emergency Management Agency	-	-	194	-	-	185	-	-	185	-	-	-
Federal Law Enforcement Training Center	-	-	60	-	-	58	-	-	-	-	-	(58)
Federal Law Enforcement Training Center	-	-	-	-	-	-	-	-	58	-	-	58
National Protection and Programs Directorate	-	-	-	-	-	148	-	-	148	-	-	-
Department of Justice	-	-	-	-	-	-	-	-	1,046	-	-	1,046
Department of State	-	-	-	-	-	-	-	-	9,157	-	-	9,157
Department of Treasury	-	-	48,665	-	-	46,221	-	-	46,221	-	-	-
VARIOUS	-	-	(11,498)	-	-	-	-	-	-	-	-	-
<b>Total Budgetary Resources</b>	-	-	<b>144,106</b>	-	-	<b>147,791</b>	-	-	<b>147,791</b>	-	-	-

	FY 2009 Actuals			FY 2010 Enacted			FY 2011 Request			Increase/Decrease		
Obligations by Program/Project Activity	Pos	FTE	Amount	Pos	FTE	Amount	Pos	FTE	Amount	Pos	FTE	Amount
DRO - Custody Operations	-	-	3,282	-	-	3,325	-	-	3,325	-	-	-
DRO - Transportation and Removal Program	-	-	1,145	-	-	1,145	-	-	1,145	-	-	-
Detention and Removal Operations	-	-	2,673	-	-	-	-	-	-	-	-	-
Domestic Investigations	-	-	-	-	-	80,050	-	-	-	-	-	(80,050)
Domestic Investigations	-	-	79,043	-	-	-	-	-	80,050	-	-	80,050
Headquarters Managed IT Investment	-	-	13,059	-	-	13,100	-	-	13,100	-	-	-
Intelligence	-	-	1,968	-	-	2,000	-	-	2,000	-	-	-
International Investigations	-	-	10,000	-	-	12,000	-	-	12,000	-	-	-
Investigations	-	-	96,010	-	-	-	-	-	-	-	-	-
Legal Proceedings	-	-	170	-	-	171	-	-	171	-	-	-
Management and Administration	-	-	18,058	-	-	-	-	-	-	-	-	-
Personnel Compensation and Benefits, Service, and Other Costs	-	-	35,439	-	-	36,000	-	-	36,000	-	-	-
<b>Total Obligations</b>	-	-	<b>260,847</b>	-	-	<b>147,791</b>	-	-	<b>147,791</b>	-	-	-

## E. Summary of Requirements by Object Class

**Department of Homeland Security**  
**U.S. Immigration and Customs Enforcement**  
**Salaries and Expenses**  
Summary of Requirements by Object Class  
(Dollars in Thousands)

Object Classes	FY 2009 Actuals	FY 2010 Enacted	FY 2011 Request	FY 2010 to FY 2011 Change
11.1 Total FTE & personnel compensation	1,310,665	1,413,278	1,454,743	41,465
11.3 Other than full-time permanent	22,034	23,761	25,429	1,668
11.5 Other personnel compensation	300,288	318,184	324,640	6,456
11.8 Special Service Pay	370	370	586	216
12.1 Benefits	628,414	672,450	684,405	11,955
21.0 Travel	238,714	254,093	258,842	4,749
22.0 Transportation of things	18,261	19,136	19,229	93
23.1 GSA rent	228,892	244,255	254,956	10,701
23.2 Other rent	1,933	2,364	2,365	1
23.3 Communications, utilities, and misc. charges	77,530	81,466	82,661	1,195
24.0 Printing	56	59	61	2
25.0 Other services	-	-	66,718	66,718
25.1 Advisory and assistance services	303,073	320,128	486,437	166,309
25.2 Other services	635,616	682,745	423,900	(258,845)
25.3 Purchases from Gov't accts.	25,979	29,047	968,963	939,916
25.4 O&M of facilities	951,135	943,624	32,065	(911,559)
25.5 R&D of contracts	-	-	89,619	89,619
25.6 Medical care	82,059	81,796	17,795	(64,001)
25.7 Operation and maintenance of equipment	53,985	59,192	45,196	(13,996)
25.8 Other services	311	310	48,436	48,126
26.0 Supplies and materials	84,873	90,171	67,008	(23,163)
31.0 Equipment	96,740	96,551	75,751	(20,800)
32.0 Land & structures	328	345	1,131	786
33.0 Loans	-	9	-	(9)
41.0 Grants/Subsidies/Contributions	358	333	408	75
42.0 Insurance Claims and Indemnity	1,843	1,950	987	(963)
43.0 Interest and Dividends	37	32	1	(31)
43.0 Immigration Fees	-	6	4	(2)
91.0 Unvouchered	5,973	894	6,764	5,870
93.1 Limitation on expenses	-	5,585	-	(5,585)
<b>Total, Object Class</b>	<b>5,069,467</b>	<b>5,342,134</b>	<b>5,439,100</b>	<b>96,966</b>
Unobligated Balance, start of year	(211,511)	(151,425)	(151,425)	-
Unobligated Balance, end of year	151,425	151,425	151,425	-
Recoveries of Prior Year Obligations	(13,467)	-	-	-
<b>Total, Adjustments</b>	<b>(73,553)</b>	<b>-</b>	<b>-</b>	<b>-</b>
<b>Total, Direct Obligations</b>	<b>4,995,914</b>	<b>5,342,134</b>	<b>5,439,100</b>	<b>96,966</b>

## F. Permanent Positions by Grade

### Department of Homeland Security U.S. Immigration and Customs Enforcement Salaries and Expenses Permanent Positions by Grade

	FY 2009 Actuals	FY 2010 Enacted	FY 2011 Request	FY 2010 to FY 2011 Change
Grades and Salary Ranges	Pos.	Pos.	Pos.	Total
Total, SES	52	46	46	-
Total, EX	1	1	1	-
GS-15	767	681	681	-
GS-14	2,464	2,502	2,502	-
GS-13	5,422	4,978	4,978	-
GS-12	2,039	1,868	1,868	-
GS-11	1,220	1,284	1,284	-
GS-10	22	29	29	-
GS-9	3,017	2,701	2,701	-
GS-8	182	207	207	-
GS-7	2,513	2,313	2,313	-
GS-6	219	204	204	-
GS-5	741	1,571	1,571	-
GS-4	116	90	90	-
GS-3	24	5	5	-
GS-2	18	10	10	-
Other Graded Positions	62	142	142	-
<b>Total Permanent Positions</b>	<b>18,879</b>	<b>18,632</b>	<b>18,632</b>	-
Unfilled Positions EOY	191	-	-	-
Total Permanent Employment EOY	18,688	-	-	-
<b>Full Time Equivalents</b>	<b>17,287</b>	<b>19,557</b>	<b>20,164</b>	<b>607</b>
Headquarters	1,869	-	-	-
U.S. Field	16,632	-	-	-
Foreign Field	187	-	-	-
<b>Total, Location</b>	<b>18,688</b>	-	-	-
Average ES Salary	162,806	-	-	-
Average GS Salary	81,116	-	-	-
Average Grade	11	-	-	-

## **G. Capital Investment and Construction Initiative Listing**

Not applicable.

## H. PPA Budget Justifications (object class summary)

**Department of Homeland Security**  
**U.S. Immigration and Customs Enforcement**  
**Salaries and Expenses**  
**Personnel Compensation and Benefits, Service, and Other Costs**  
**Funding Schedule**  
(Dollars in Thousands)

PPA: Personnel Compensation and Benefits, Service, and Other Costs	FY 2009 Actuals	FY 2010 Enacted	FY 2011 Request	FY 2010 to FY 2011 Change
11.1 Total FTE & personnel compensation	82,698	110,207	114,717	4,510
11.3 Other than full-time permanent	993	1,323	1,424	101
11.5 Other personnel compensation	9,072	12,090	12,762	672
12.1 Benefits	29,259	38,992	40,668	1,676
21.0 Travel	4,974	6,628	7,634	1,006
22.0 Transportation of things	234	312	335	23
23.1 GSA rent	8,248	10,992	12,131	1,139
23.2 Other rent	3	4	5	1
23.3 Communications, utilities, and misc. charges	3,875	5,163	6,057	894
24.0 Printing	4	5	5	-
25.1 Advisory and assistance services	13,185	17,571	19,912	2,341
25.2 Other services	40,104	53,446	59,075	5,629
25.3 Purchases from Gov't accts.	7,298	9,726	11,968	2,242
25.4 O&M of facilities	49	65	70	5
25.7 Operation and maintenance of equipment	2,867	3,821	4,213	392
26.0 Supplies and materials	2,530	3,371	3,629	258
31.0 Equipment	3,829	5,103	5,493	390
91.0 Unvouchered	191	254	273	19
<b>Total, Object Class</b>	<b>209,413</b>	<b>279,073</b>	<b>300,371</b>	<b>21,298</b>
<b>Total, Personnel Compensation and Benefits, Service, and Other Costs</b>	<b>209,413</b>	<b>279,073</b>	<b>300,371</b>	<b>21,298</b>
<b>Full Time Equivalents</b>	<b>887</b>	<b>1,407</b>	<b>1,476</b>	<b>69</b>

### PPA Mission Statement

ICE Management and Administration (M&A) resources provide for top-level agency-wide management in the following areas: the Offices of the Assistant Secretary (OAS), Professional Responsibility (OPR), State and Local Coordination (OSLC), the Chief Diversity Officer, the Chief Financial Officer (OCFO), Acquisition Management, Human Capital, and Freedom of Information Act. The M&A activities include executive and overall leadership direction, strategic planning, policy development, and administrative support for the human, financial, information, and physical resources required to facilitate the operational capabilities of a productive ICE workforce.

### Summary Justification and Explanation of Changes

	FY 2009 Actuals	FY 2010 Enacted	FY 2011 Request	FY 2010 to FY 2011 Change
11.1 Total FTE & personnel compensation	82,698	110,207	114,717	4,510

Permanent Positions includes salaries and benefits for 1,407 new FTEs in FY 2011, totaling an increase of



\$4,510 thousand.

	FY 2009 Actuals	FY 2010 Enacted	FY 2011 Request	FY 2010 to FY 2011 Change
11.3 Other than full-time permanent	993	1,323	1,424	101

Other than Permanent includes regular salaries and wages paid to civilian employees for part-time, temporary, or intermittent employment.

	FY 2009 Actuals	FY 2010 Enacted	FY 2011 Request	FY 2010 to FY 2011 Change
11.5 Other personnel compensation	9,072	12,090	12,762	672

Other Personnel Compensation includes compensation above the basic rates paid directly to civilian employees, such as overtime, holiday pay, night work differential, and hazardous duty pay, supervisory differential, cash incentive awards, and royalties.

	FY 2009 Actuals	FY 2010 Enacted	FY 2011 Request	FY 2010 to FY 2011 Change
12.1 Civilian personnel benefits	29,259	38,992	40,668	1,676

Benefits include cash payments to other funds for the benefit of Federal civilian employees or direct payments to these employees, including life insurance, health insurance, employee retirement, work injury disabilities or death and professional liability insurance, recruitment, retention, or other incentives, and other allowances and payments.

	FY 2009 Actuals	FY 2010 Enacted	FY 2011 Request	FY 2010 to FY 2011 Change
21.0 Travel and transportation of persons	4,974	6,628	7,634	1,006

Travel includes all costs of transportation of persons, subsistence of travelers, and incidental travel expenses in accordance with Federal travel regulations. The FY 2011 request includes an increase of \$1,006 thousand.

	FY 2009 Actuals	FY 2010 Enacted	FY 2011 Request	FY 2010 to FY 2011 Change
22.0 Transportation of things	234	312	335	23

Transportation of Things includes all costs of the care of such things while in process of being transported, and other services incident to the transportation of things. The FY 2011 request includes an increase of \$23 thousand.

	FY 2009 Actuals	FY 2010 Enacted	FY 2011 Request	FY 2010 to FY 2011 Change
23.1 Rental payments to GSA	8,248	10,992	12,131	1,139

GSA Rent includes all payments to General Services Administration (GSA) for rental of space and rent related services. The FY 2011 request includes an increase of \$1,139 thousand.

	FY 2009 Actuals	FY 2010 Enacted	FY 2011 Request	FY 2010 to FY 2011 Change
23.2 Rental payments to others	3	4	5	1

Other Rent includes all payments to a non-Federal source for rental space, land, and structures. The FY 2011 request includes an increase of \$1 thousand.

	FY 2009 Actuals	FY 2010 Enacted	FY 2011 Request	FY 2010 to FY 2011 Change
23.3 Communications utilities and miscellaneous charges	3,875	5,163	6,057	894

Communications, Utilities, and Miscellaneous Charges include all payments for rental or lease of information technology equipment and services, postal services and rentals, and utility services, including Blackberry/pager/cellular phone (land line). The FY 2011 includes an increase of \$894 thousand.

	FY 2009 Actuals	FY 2010 Enacted	FY 2011 Request	FY 2010 to FY 2011 Change
24.0 Printing and reproduction	4	5	5	-

Printing includes all costs for printing and reproduction obtained from the private sector or from other Federal entities. The FY 2011 request includes no change for these activities.

	FY 2009 Actuals	FY 2010 Enacted	FY 2011 Request	FY 2010 to FY 2011 Change
25.1 Advisory and assistance services	13,185	17,571	19,912	2,341

Advisory and Assistance Services include services acquired by contract from non-Federal sources (i.e., the private sector, foreign governments, State and local governments, tribes, etc.) as well as from other units within the Federal Government. The FY 2011 request includes an increase of \$2,341 thousand.

	FY 2009 Actuals	FY 2010 Enacted	FY 2011 Request	FY 2010 to FY 2011 Change
25.2 Other services	40,104	53,446	59,075	5,629

Other Services include report contractual services with non-Federal sources that are not otherwise classified under Object Class 25. The FY 2011 includes an increase of \$5,629 thousand.

	FY 2009 Actuals	FY 2010 Enacted	FY 2011 Request	FY 2010 to FY 2011 Change
25.3 Purchases of goods & svcs. from Gov't accounts	7,298	9,726	11,968	2,242

Purchases from Government Accounts include costs for purchases from other Federal Government agencies or accounts that are not otherwise classified. The FY 2011 requests an increase of \$2,242 thousand.

	FY 2009 Actuals	FY 2010 Enacted	FY 2011 Request	FY 2010 to FY 2011 Change
25.4 Operation and maintenance of facilities	49	65	70	5

Operation and Maintenance of Facilities include all payments for such when done by contract with the private sector or another Federal Government account. The FY 2011 request includes an increase of \$5 thousand.

	FY 2009 Actuals	FY 2010 Enacted	FY 2011 Request	FY 2010 to FY 2011 Change
25.7 Operation and maintenance of equipment	2,867	3,821	4,213	392

Operation and Maintenance of Equipment includes costs for operation, maintenance, repair, and storage of

equipment, when done by contract with the private sector or another Federal Government account. The FY 2011 request includes an increase of \$392.

	FY 2009 Actuals	FY 2010 Enacted	FY 2011 Request	FY 2010 to FY 2011 Change
26.0 Supplies and materials	2,530	3,371	3,629	258

Supplies and Materials are defined as commodities that are: (a) ordinarily consumed or expended within one year after they are put into use; (b) converted in the process of construction or manufacture; (c) used to form a minor part of equipment or property; or (d) other property of little monetary value that does not meet any of the three criteria listed above, at the option of the agency. The FY 2011 request includes an increase of \$258 thousand.

	FY 2009 Actuals	FY 2010 Enacted	FY 2011 Request	FY 2010 to FY 2011 Change
31.0 Equipment	3,829	5,103	5,493	390

Equipment includes all costs for the purchases of personal property of a durable nature or the initial installation of equipment when performed under contract. The FY 2011 request includes an increase of \$390.

	FY 2009 Actuals	FY 2010 Enacted	FY 2011 Request	FY 2010 to FY 2011 Change
91.0 Unvouchered	191	254	273	19

Unvouchered includes expenditures made lawfully for confidential purposes, including authorized payments made by law enforcement to informants, which are not subject to detailed vouchering or reporting. The FY 2011 request includes an increase of \$19 thousand.

**Department of Homeland Security  
U.S. Immigration and Customs Enforcement**

S&E-98

**Salaries and Expenses**  
**Headquarters Managed IT Investment**  
**Funding Schedule**  
(Dollars in Thousands)

PPA: Headquarters Managed IT Investment	FY 2009 Actuals	FY 2010 Enacted	FY 2011 Request	FY 2010 to FY 2011 Change
11.1 Total FTE & personnel compensation	30,992	38,524	42,432	3,908
11.3 Other than full-time permanent	143	177	259	82
11.5 Other personnel compensation	519	645	755	110
12.1 Benefits	7,978	9,917	10,971	1,054
21.0 Travel	2,049	2,547	2,542	(5)
22.0 Transportation of things	81	101	101	-
23.1 GSA rent	3,441	4,278	4,269	(9)
23.2 Other rent	1,733	2,154	2,150	(4)
23.3 Communications, utilities, and misc. charges	4,813	5,982	5,627	(355)
25.1 Advisory and assistance services	86,018	106,924	102,294	(4,630)
25.2 Other services	12,058	38,468	14,959	(23,509)
25.3 Purchases from Gov't accts.	282	350	350	-
25.4 O&M of facilities	97	121	120	(1)
25.7 Operation and maintenance of equipment	8,615	10,708	10,190	(518)
26.0 Supplies and materials	6,156	7,652	7,637	(15)
31.0 Equipment	3,729	4,635	4,626	(9)
32.0 Land & structures	65	81	81	-
<b>Total, Object Class</b>	<b>168,769</b>	<b>233,264</b>	<b>209,363</b>	<b>(23,901)</b>
<b>Total, Headquarters Managed IT Investment</b>	<b>168,769</b>	<b>233,264</b>	<b>209,363</b>	<b>(23,901)</b>
<b>Full Time Equivalents</b>	<b>289</b>	<b>193</b>	<b>244</b>	<b>51</b>

**PPA Mission Statement**

The ICE Office of the Chief Information Officer (OCIO) provides information technology services and products that enable ICE and DHS to meet their mission. The OCIO is committed to providing excellent and efficient service to our customers in order to fulfill their IT needs. In order to meet these goals, the OCIO has developed a number of critical IT initiatives that will help ICE to modernize its IT systems, adapt and conform to modern IT management disciplines, as well as provide IT solutions throughout ICE.

**Summary Justification and Explanation of Changes**

	FY 2009 Actuals	FY 2010 Enacted	FY 2011 Request	FY 2010 to FY 2011 Change
11.1 Total FTE & personnel compensation	30,992	38,524	42,432	3,908

Permanent Positions includes salaries and benefits for 51 new FTEs in FY 2011, totaling an increase of \$3,908 thousand.

	FY 2009 Actuals	FY 2010 Enacted	FY 2011 Request	FY 2010 to FY 2011 Change
--	-----------------	-----------------	-----------------	---------------------------

11.3 Other than full-time permanent	143	177	259	82
-------------------------------------	-----	-----	-----	----

Other than Permanent includes regular salaries and wages paid to civilian employees for part-time, temporary, or intermittent employment.

	FY 2009 Actuals	FY 2010 Enacted	FY 2011 Request	FY 2010 to FY 2011 Change
11.5 Other personnel compensation	519	645	755	110

Other Personnel Compensation includes compensation above the basic rates paid directly to civilian employees, such as overtime, holiday pay, night work differential, and hazardous duty pay, supervisory differential, cash incentive awards, and royalties.

	FY 2009 Actuals	FY 2010 Enacted	FY 2011 Request	FY 2010 to FY 2011 Change
12.1 Civilian personnel benefits	7,978	9,917	10,971	1,054

Benefits include cash payments to other funds for the benefit of Federal civilian employees or direct payments to these employees, including life insurance, health insurance, employee retirement, work injury disabilities or death and professional liability insurance, recruitment, retention, or other incentives, and other allowances and payments.

	FY 2009 Actuals	FY 2010 Enacted	FY 2011 Request	FY 2010 to FY 2011 Change
21.0 Travel and transportation of persons	2,049	2,547	2,542	(5)

Travel includes all costs of transportation of persons, subsistence of travelers, and incidental travel expenses in accordance with Federal travel regulations. The FY 2011 request includes a decrease of \$5 thousand.

	FY 2009 Actuals	FY 2010 Enacted	FY 2011 Request	FY 2010 to FY 2011 Change
22.0 Transportation of things	81	101	101	-

Transportation of Things includes all costs of the care of such things while in process of being transported, and other services incident to the transportation of things. The FY 2011 request includes no increase.

	FY 2009 Actuals	FY 2010 Enacted	FY 2011 Request	FY 2010 to FY 2011 Change
23.1 Rental payments to GSA	3,441	4,278	4,269	(9)

GSA Rent includes all payments to General Services Administration (GSA) for rental of space and rent related services. The FY 2011 request includes a decrease of \$9 thousand.

	FY 2009 Actuals	FY 2010 Enacted	FY 2011 Request	FY 2010 to FY 2011 Change
23.2 Rental payments to others	1,733	2,154	2,150	(4)

Other Rent includes all payments to a non-Federal source for rental space, land, and structures. The FY 2011 request includes a decrease of \$4 thousand.

	FY 2009 Actuals	FY 2010 Enacted	FY 2011 Request	FY 2010 to FY 2011 Change
23.3 Communications utilities and miscellaneous charges	4,813	5,982	5,627	(355)

Communications, Utilities, and Miscellaneous Charges include all payments for rental or lease of information technology equipment and services, postal services and rentals, and utility services, including Blackberry/pager/cellular phone (land line). The FY 2011 includes a decrease of \$355 thousand.

	FY 2009 Actuals	FY 2010 Enacted	FY 2011 Request	FY 2010 to FY 2011 Change
24.0 Printing and reproduction	-	-	-	-

Printing includes all costs for printing and reproduction obtained from the private sector or from other Federal entities. The FY 2011 request includes no change for these activities.

	FY 2009 Actuals	FY 2010 Enacted	FY 2011 Request	FY 2010 to FY 2011 Change
25.1 Advisory and assistance services	86,018	106,924	102,294	(4,630)

Advisory and Assistance Services include services acquired by contract from non-Federal sources (i.e., the private sector, foreign governments, State and local governments, tribes, etc.) as well as from other units within the Federal Government. The FY 2011 request includes a decrease of \$4,630 thousand.

	FY 2009 Actuals	FY 2010 Enacted	FY 2011 Request	FY 2010 to FY 2011 Change
25.2 Other services	12,058	38,468	14,959	(23,509)

Other Services include report contractual services with non-Federal sources that are not otherwise classified under Object Class 25. The FY 2011 includes a decrease of \$23,509 thousand.

	FY 2009 Actuals	FY 2010 Enacted	FY 2011 Request	FY 2010 to FY 2011 Change
25.3 Purchases of goods & svcs. from Gov't accounts	282	350	350	-

Purchases from Government Accounts include costs for purchases from other Federal Government agencies or accounts that are not otherwise classified. The FY 2011 request includes no increase.

	FY 2009 Actuals	FY 2010 Enacted	FY 2011 Request	FY 2010 to FY 2011 Change
25.4 Operation and maintenance of facilities	97	121	120	(1)

Operation and Maintenance of Facilities include all payments for such when done by contract with the private sector or another Federal Government account. The FY 2011 request includes a decrease of \$1 thousand.

	FY 2009 Actuals	FY 2010 Enacted	FY 2011 Request	FY 2010 to FY 2011 Change
25.7 Operation and maintenance of equipment	8,615	10,708	10,190	(518)

Operation and Maintenance of Equipment includes costs for operation, maintenance, repair, and storage of equipment, when done by contract with the private sector or another Federal Government account. The FY 2011 request includes a decrease of \$518 thousand.

	FY 2009 Actuals	FY 2010 Enacted	FY 2011 Request	FY 2010 to FY 2011 Change
26.0 Supplies and materials	6,156	7,652	7,637	(15)



	FY 2009 Actuals	FY 2010 Enacted	FY 2011 Request	FY 2010 to FY 2011 Change
26.0 Supplies and materials	6,156	7,652	7,637	(15)

Supplies and Materials are defined as commodities that are: (a) ordinarily consumed or expended within one year after they are put into use; (b) converted in the process of construction or manufacture; (c) used to form a minor part of equipment or property; or (d) other property of little monetary value that does not meet any of the three criteria listed above, at the option of the agency. The FY 2011 request includes a decrease of \$15 thousand.

	FY 2009 Actuals	FY 2010 Enacted	FY 2011 Request	FY 2010 to FY 2011 Change
31.0 Equipment	3,729	4,635	4,626	(9)

Equipment includes all costs for the purchases of personal property of a durable nature or the initial installation of equipment when performed under contract. The FY 2011 request includes a decrease of \$9 thousand.

	FY 2009 Actuals	FY 2010 Enacted	FY 2011 Request	FY 2010 to FY 2011 Change
32.0 Land and structures	65	81	81	-

Land and Structures includes the costs for land and interests in land; buildings and other structures; roads; additions to buildings; nonstructural (or resource) improvements, such as fences and landscaping; and fixed equipment additions and replacements. The FY 2011 request includes no increase.

**Department of Homeland Security**  
**U.S. Immigration and Customs Enforcement**  
**Salaries and Expenses**  
**Legal Proceedings**  
**Funding Schedule**  
(Dollars in Thousands)

<b>PPA: Legal Proceedings</b>	<b>FY 2009 Actuals</b>	<b>FY 2010 Enacted</b>	<b>FY 2011 Request</b>	<b>FY 2010 to FY 2011 Change</b>
11.1 Total FTE & personnel compensation	110,215	115,828	116,860	1,032
11.3 Other than full-time permanent	4,751	4,993	5,084	91
11.5 Other personnel compensation	2,108	2,215	2,276	61
12.1 Benefits	31,780	33,399	33,670	271
21.0 Travel	5,159	5,422	5,216	(206)
22.0 Transportation of things	648	681	681	-
23.1 GSA rent	10,265	10,788	10,788	-
23.3 Communications, utilities, and misc. charges	3,361	3,532	3,390	(142)
24.0 Printing	7	7	7	-
25.1 Advisory and assistance services	18,721	19,676	19,179	(497)
25.2 Other services	15,416	16,201	15,888	(313)
25.3 Purchases from Gov't accts.	999	1,049	1,049	-
25.7 Operation and maintenance of equipment	2,830	2,974	2,813	(161)
26.0 Supplies and materials	1,537	1,615	1,615	-
31.0 Equipment	2,819	2,962	2,826	(136)
42.0 Insurance Claims and Indemnity	303	318	318	-
43.0 Interest and Dividends	-	1	1	-
91.0 Unvouchered	5	5	5	-
<b>Total, Object Class</b>	<b>210,924</b>	<b>221,666</b>	<b>221,666</b>	<b>-</b>
<b>Total, Legal Proceedings</b>	<b>210,924</b>	<b>221,666</b>	<b>221,666</b>	<b>-</b>
<b>Full Time Equivalents</b>	<b>1,183</b>	<b>1,200</b>	<b>1,213</b>	<b>13</b>

**PPA Mission Statement**

ICE Legal Proceedings (also referred to as the Office of the Principal Legal Advisor or "OPLA") provides the legal advice, training, and services required to support the ICE mission while defending the immigration laws of the U. S. in the administrative and federal courts and is the legal representative for ICE. OPLA is the DHS legal component within ICE that is authorized to represent the Government in immigration proceedings that end up in immigration courts.

**Summary Justification and Explanation of Changes**

	<b>FY 2009 Actuals</b>	<b>FY 2010 Enacted</b>	<b>FY 2011 Request</b>	<b>FY 2010 to FY 2011 Change</b>
<b>11.1 Total FTE &amp; personnel compensation</b>	<b>110,215</b>	<b>115,828</b>	<b>116,860</b>	<b>1,032</b>

Permanent Positions includes salaries and benefits for 13 new FTEs in FY 2011, totaling an increase of \$1,032 thousand.

	FY 2009 Actuals	FY 2010 Enacted	FY 2011 Request	FY 2010 to FY 2011 Change
11.3 Other than full-time permanent	4,751	4,993	5,084	91

Other than Permanent includes regular salaries and wages paid to civilian employees for part-time, temporary, or intermittent employment.

	FY 2009 Actuals	FY 2010 Enacted	FY 2011 Request	FY 2010 to FY 2011 Change
11.5 Other personnel compensation	2,108	2,215	2,276	61

Other Personnel Compensation includes compensation above the basic rates paid directly to civilian employees, such as overtime, holiday pay, night work differential, and hazardous duty pay, supervisory differential, cash incentive awards, and royalties.

	FY 2009 Actuals	FY 2010 Enacted	FY 2011 Request	FY 2010 to FY 2011 Change
12.1 Civilian personnel benefits	31,780	33,399	33,670	271

Benefits include cash payments to other funds for the benefit of Federal civilian employees or direct payments to these employees, including life insurance, health insurance, employee retirement, work injury disabilities or death and professional liability insurance, recruitment, retention, or other incentives, and other allowances and payments.

	FY 2009 Actuals	FY 2010 Enacted	FY 2011 Request	FY 2010 to FY 2011 Change
21.0 Travel and transportation of persons	5,159	5,422	5,216	(206)

Travel includes all costs of transportation of persons, subsistence of travelers, and incidental travel expenses in accordance with Federal travel regulations. The FY 2011 request includes a decrease of \$206 thousand.

	FY 2009 Actuals	FY 2010 Enacted	FY 2011 Request	FY 2010 to FY 2011 Change
22.0 Transportation of things	648	681	681	-

Transportation of Things includes all costs of the care of such things while in process of being transported,

and other services incident to the transportation of things. The FY 2011 request includes no increase.

	FY 2009 Actuals	FY 2010 Enacted	FY 2011 Request	FY 2010 to FY 2011 Change
23.1 Rental payments to GSA	10,265	10,788	10,788	-

GSA Rent includes all payments to General Services Administration (GSA) for rental of space and rent related services. The FY 2011 request includes no increase.

	FY 2009 Actuals	FY 2010 Enacted	FY 2011 Request	FY 2010 to FY 2011 Change
23.3 Communications utilities and miscellaneous charges	3,361	3,532	3,390	(142)

Communications, Utilities, and Miscellaneous Charges include all payments for rental or lease of information technology equipment and services, postal services and rentals, and utility services, including Blackberry/pager/cellular phone (land line). The FY 2011 includes a decrease of \$142 thousand.

	FY 2009 Actuals	FY 2010 Enacted	FY 2011 Request	FY 2010 to FY 2011 Change
24.0 Printing and reproduction	7	7	7	-

Printing includes all costs for printing and reproduction obtained from the private sector or from other Federal entities. The FY 2011 request includes no change for these activities.

	FY 2009 Actuals	FY 2010 Enacted	FY 2011 Request	FY 2010 to FY 2011 Change
25.1 Advisory and assistance services	18,721	19,676	19,179	(497)

Advisory and Assistance Services include services acquired by contract from non-Federal sources (i.e., the private sector, foreign governments, State and local governments, tribes, etc.) as well as from other units within the Federal Government. The FY 2011 request includes a decrease of \$497 thousand.

	FY 2009 Actuals	FY 2010 Enacted	FY 2011 Request	FY 2010 to FY 2011 Change
--	-----------------	-----------------	-----------------	---------------------------

25.2 Other services	15,416	16,201	15,888	(313)
---------------------	--------	--------	--------	-------

Other Services include report contractual services with non-Federal sources that are not otherwise classified under Object Class 25. The FY 2011 includes a decrease of \$313 thousand.

	FY 2009 Actuals	FY 2010 Enacted	FY 2011 Request	FY 2010 to FY 2011 Change
25.3 Purchases of goods & svcs. from Gov't accounts	999	1,049	1,049	-

Purchases from Government Accounts include costs for purchases from other Federal Government agencies or accounts that are not otherwise classified. The FY 2011 requests involves no increase

	FY 2009 Actuals	FY 2010 Enacted	FY 2011 Request	FY 2010 to FY 2011 Change
25.7 Operation and maintenance of equipment	2,830	2,974	2,813	(161)

Operation and Maintenance of Equipment includes costs for operation, maintenance, repair, and storage of equipment, when done by contract with the private sector or another Federal Government account. The FY 2011 request includes a decrease of \$161 thousand.

	FY 2009 Actuals	FY 2010 Enacted	FY 2011 Request	FY 2010 to FY 2011 Change
26.0 Supplies and materials	1,537	1,615	1,615	-

Supplies and Materials are defined as commodities that are: (a) ordinarily consumed or expended within one year after they are put into use; (b) converted in the process of construction or manufacture; (c) used to form a minor part of equipment or property; or (d) other property of little monetary value that does not meet any of the three criteria listed above, at the option of the agency. The FY 2011 request includes no increase.

	FY 2009 Actuals	FY 2010 Enacted	FY 2011 Request	FY 2010 to FY 2011 Change
31.0 Equipment	2,819	2,962	2,826	(136)

Equipment includes all costs for the purchases of personal property of a durable nature or the initial installation of equipment when performed under contract. The FY 2011 request includes a decrease of \$136 thousand.

	FY 2009 Actuals	FY 2010 Enacted	FY 2011 Request	FY 2010 to FY 2011 Change
42.0 Insurance Claims and Indemnity	303	318	318	-

Indemnity includes insurance claims and benefit payments from the social insurance and Federal retirement trust funds and payments for losses and claims including those under the Equal Access to Justice Act. The FY 2011 request includes no change.

	FY 2009 Actuals	FY 2010 Enacted	FY 2011 Request	FY 2010 to FY 2011 Change
43.0 Interest and Dividends	-	1	1	-

Interest and Dividends includes payments to creditors for the use of monies loaned, deposited, over-paid, or otherwise made available; distribution of earnings to owners of trust or other funds; and interest payments under lease-purchase contracts for construction of buildings.

	FY 2009 Actuals	FY 2010 Enacted	FY 2011 Request	FY 2010 to FY 2011 Change
91.0 Unvouchered	5	5	5	-

Unvouchered includes expenditures made lawfully for confidential purposes, including authorized payments made by law enforcement to informants, which are not subject to detailed vouchering or reporting. The FY 2011 request includes no increase.

**Department of Homeland Security**  
**U.S. Immigration and Customs Enforcement**  
**Salaries and Expenses**  
**Domestic Investigations**  
**Funding Schedule**  
(Dollars in Thousands)

PPA: Domestic Investigations	FY 2009 Actuals	FY 2010 Enacted	FY 2011 Request	FY 2010 to FY 2011 Change
11.1 Total FTE & personnel compensation	585,778	632,764	656,488	23,724
11.3 Other than full-time permanent	12,892	13,927	14,581	654
11.5 Other personnel compensation	139,031	150,182	155,537	5,355
12.1 Benefits	292,124	315,556	323,379	7,823
21.0 Travel	29,670	32,050	35,555	3,505
22.0 Transportation of things	5,726	6,186	6,476	290
23.1 GSA rent	113,481	122,584	130,342	7,758
23.2 Other rent	87	94	99	5
23.3 Communications, utilities, and misc. charges	27,219	29,402	31,783	2,381
24.0 Printing	6	7	7	-
25.1 Advisory and assistance services	58,138	62,802	67,752	4,950
25.2 Other services	161,907	174,891	187,107	12,216
25.3 Purchases from Gov't accts.	4,559	4,925	5,156	231
25.4 O&M of facilities	2,111	2,280	2,387	107
25.6 Medical care	976	1,055	1,104	49
25.7 Operation and maintenance of equipment	18,252	19,716	22,343	2,627
26.0 Supplies and materials	20,465	22,106	23,145	1,039
31.0 Equipment	48,602	52,500	56,966	4,466
41.0 Grants/Subsidies/Contributions	308	333	349	16
42.0 Insurance Claims and Indemnity	561	606	635	29
91.0 Unvouchered	5,170	-	5,847	5,847
93.1 Limitation on expenses	-	5,585	-	(5,585)
<b>Total, Object Class</b>	<b>1,527,063</b>	<b>1,649,551</b>	<b>1,727,038</b>	<b>77,487</b>
<b>Total, Domestic Investigations</b>	<b>1,527,063</b>	<b>1,649,551</b>	<b>1,727,038</b>	<b>77,487</b>
<b>Full Time Equivalents</b>	<b>7,216</b>	<b>8,606</b>	<b>8,980</b>	b2 high, b7e

**PPA Mission Statement**

In the Office of Investigations (OI), our broad Homeland Security mission is to defend the Nation by enforcing trade and immigration laws through investigations that target the people, money, and materials that support terrorist and other criminal activities. We work under that mandate by dividing our investigative effort into three broad investigative categories: National Security, Financial and Trade, and Smuggling and Public Safety. These three categories represent the general priorities we use to guide our efforts in our daily activities. Each priority can be broken down into many different subcategories and, in fact, are operationally interrelated in a great many cases.

**Summary Justification and Explanation of Changes**

	FY 2009 Actuals	FY 2010 Enacted	FY 2011 Request	FY 2010 to FY 2011 Change
11.1 Total FTE & personnel compensation	585,778	632,764	656,488	23,724

Permanent Positions includes salaries and benefits for ~~high, new~~ FTEs in FY 2011, totaling an increase of \$23,724 thousand.

	FY 2009 Actuals	FY 2010 Enacted	FY 2011 Request	FY 2010 to FY 2011 Change
11.3 Other than full-time permanent	12,892	13,927	14,581	654

Other than Permanent includes regular salaries and wages paid to civilian employees for part-time, temporary, or intermittent employment.

	FY 2009 Actuals	FY 2010 Enacted	FY 2011 Request	FY 2010 to FY 2011 Change
11.5 Other personnel compensation	139,031	150,182	155,537	5,355

Other Personnel Compensation includes compensation above the basic rates paid directly to civilian employees, such as overtime, holiday pay, night work differential, and hazardous duty pay, supervisory differential, cash incentive awards, and royalties.

	FY 2009 Actuals	FY 2010 Enacted	FY 2011 Request	FY 2010 to FY 2011 Change
12.1 Civilian personnel benefits	292,124	315,556	323,379	7,823

Benefits include cash payments to other funds for the benefit of Federal civilian employees or direct payments to these employees, including life insurance, health insurance, employee retirement, work injury disabilities or death and professional liability insurance, recruitment, retention, or other incentives, and other allowances and payments.

	FY 2009 Actuals	FY 2010 Enacted	FY 2011 Request	FY 2010 to FY 2011 Change
21.0 Travel and transportation of persons	29,670	32,050	35,555	3,505

Travel includes all costs of transportation of persons, subsistence of travelers, and incidental travel expenses in accordance with Federal travel regulations. The FY 2011 request includes an increase of \$3,505 thousand.



	FY 2009 Actuals	FY 2010 Enacted	FY 2011 Request	FY 2010 to FY 2011 Change
22.0 Transportation of things	5,726	6,186	6,476	290

Transportation of Things includes all costs of the care of such things while in process of being transported, and other services incident to the transportation of things. The FY 2011 request includes an increase of \$290 thousand.

	FY 2009 Actuals	FY 2010 Enacted	FY 2011 Request	FY 2010 to FY 2011 Change
23.1 Rental payments to GSA	113,481	122,584	130,342	7,758

GSA Rent includes all payments to General Services Administration (GSA) for rental of space and rent related services. The FY 2011 request includes an increase of \$7,758 thousand.

	FY 2009 Actuals	FY 2010 Enacted	FY 2011 Request	FY 2010 to FY 2011 Change
23.2 Rental payments to others	87	94	99	5

Other Rent includes all payments to a non-Federal source for rental space, land, and structures. The FY 2011 request includes an increase of \$5 thousand.

	FY 2009 Actuals	FY 2010 Enacted	FY 2011 Request	FY 2010 to FY 2011 Change
23.3 Communications utilities and miscellaneous charges	27,219	29,402	31,783	2,381

Communications, Utilities, and Miscellaneous Charges include all payments for rental or lease of information technology equipment and services, postal services and rentals, and utility services, including Blackberry/pager/cellular phone (land line). The FY 2011 includes an increase of \$2,381 thousand.

	FY 2009 Actuals	FY 2010 Enacted	FY 2011 Request	FY 2010 to FY 2011 Change
24.0 Printing and reproduction	6	7	7	-

Printing includes all costs for printing and reproduction obtained from the private sector or from other Federal entities. The FY 2011 request includes no change for these activities.

	FY 2009 Actuals	FY 2010 Enacted	FY 2011 Request	FY 2010 to FY 2011 Change
25.1 Advisory and assistance services	58,138	62,802	67,752	4,950

Advisory and Assistance Services include services acquired by contract from non-Federal sources (i.e., the private sector, foreign governments, State and local governments, tribes, etc.) as well as from other units within the Federal Government. The FY 2011 request includes an increase of \$4,950 thousand.

	FY 2009 Actuals	FY 2010 Enacted	FY 2011 Request	FY 2010 to FY 2011 Change
25.2 Other services	161,907	174,891	187,107	12,216

Other Services include report contractual services with non-Federal sources that are not otherwise classified under Object Class 25. The FY 2011 includes an increase of \$12,216 thousand.

	FY 2009 Actuals	FY 2010 Enacted	FY 2011 Request	FY 2010 to FY 2011 Change
25.3 Purchases of goods & svcs. from Gov't accounts	4,559	4,925	5,156	231

Purchases from Government Accounts include costs for purchases from other Federal Government agencies or accounts that are not otherwise classified. The FY 2011 request includes an increase of \$231 thousand.

	FY 2009 Actuals	FY 2010 Enacted	FY 2011 Request	FY 2010 to FY 2011 Change
25.4 Operation and maintenance of facilities	2,111	2,280	2,387	107

Operation and Maintenance of Facilities include all payments for such when done by contract with the private sector or another Federal Government account. The FY 2011 request includes an increase of \$107 thousand.

	FY 2009 Actuals	FY 2010 Enacted	FY 2011 Request	FY 2010 to FY 2011 Change
25.6 Medical care	976	1,055	1,104	49

	FY 2009 Actuals	FY 2010 Enacted	FY 2011 Request	FY 2010 to FY 2011 Change
25.6 Medical care	976	1,055	1,104	49

Medical Care includes payments to contracts for medical services, but excludes contracts with individuals who are reportable under OPM regulations as federal employees or payments to compensate casual workers and patient help. The FY 2011 request includes an increase of \$49 thousand.

	FY 2009 Actuals	FY 2010 Enacted	FY 2011 Request	FY 2010 to FY 2011 Change
25.7 Operation and maintenance of equipment	18,252	19,716	22,343	2,627

Operation and Maintenance of Equipment includes costs for operation, maintenance, repair, and storage of equipment, when done by contract with the private sector or another Federal Government account. The FY 2011 request includes an increase of \$2,627 thousand.

	FY 2009 Actuals	FY 2010 Enacted	FY 2011 Request	FY 2010 to FY 2011 Change
26.0 Supplies and materials	20,465	22,106	23,145	1,039

Supplies and Materials are defined as commodities that are: (a) ordinarily consumed or expended within one year after they are put into use; (b) converted in the process of construction or manufacture; (c) used to form a minor part of equipment or property; or (d) other property of little monetary value that does not meet any of the three criteria listed above, at the option of the agency. The FY 2011 request includes an increase of \$1,039 thousand.

	FY 2009 Actuals	FY 2010 Enacted	FY 2011 Request	FY 2010 to FY 2011 Change
31.0 Equipment	48,602	52,500	56,966	4,466

Equipment includes all costs for the purchases of personal property of a durable nature or the initial installation of equipment when performed under contract. The FY 2011 request includes an increase of \$4,466 thousand.

	FY 2009 Actuals	FY 2010 Enacted	FY 2011 Request	FY 2010 to FY 2011 Change
41.0 Grants/Subsidies/Contributions	308	333	349	16

Grants/Subsidies/Contributions includes cash payments to States, other political subdivisions, corporations, associations, individuals, and contributions to foreign countries, international societies, commissions, proceedings, or projects. The FY 2011 request includes an increase of \$16 thousand.

	FY 2009 Actuals	FY 2010 Enacted	FY 2011 Request	FY 2010 to FY 2011 Change
42.0 Insurance Claims and Indemnity	561	606	635	29

Indemnity includes insurance claims and benefit payments from the social insurance and Federal retirement trust funds and payments for losses and claims including those under the Equal Access to Justice Act. The FY 2011 request includes an increase of \$29 thousand.

	FY 2009 Actuals	FY 2010 Enacted	FY 2011 Request	FY 2010 to FY 2011 Change
91.0 Unvouchered	5,170	-	5,847	5,847

b2 high, b7e

**Department of Homeland Security**  
**U.S. Immigration and Customs Enforcement**  
**Salaries and Expenses**  
**International Investigations**  
**Funding Schedule**  
(Dollars in Thousands)

<b>PPA: International Investigations</b>	<b>FY 2009 Actuals</b>	<b>FY 2010 Enacted</b>	<b>FY 2011 Request</b>	<b>FY 2010 to FY 2011 Change</b>
11.1 Total FTE & personnel compensation	29,054	29,872	30,282	410
11.3 Other than full-time permanent	440	453	456	3
11.5 Other personnel compensation	5,850	6,015	6,059	44
12.1 Benefits	20,814	21,400	21,555	155
21.0 Travel	6,137	6,310	6,329	19
22.0 Transportation of things	3,683	3,786	3,814	28
23.1 GSA rent	10,508	10,804	10,841	37
23.3 Communications, utilities, and misc. charges	514	528	532	4
24.0 Printing	9	9	9	-
25.1 Advisory and assistance services	3,173	3,263	3,275	12
25.2 Other services	24,260	24,944	25,022	78
25.3 Purchases from Gov't accts.	281	288	291	3
25.7 Operation and maintenance of equipment	522	537	541	4
26.0 Supplies and materials	1,301	1,337	1,343	6
31.0 Equipment	2,646	2,721	2,731	10
33.0 Loans	-	9	-	(9)
41.0 Grants/Subsidies/Contributions	9	-	9	9
91.0 Unvouchered	579	596	600	4
<b>Total, Object Class</b>	<b>109,780</b>	<b>112,872</b>	<b>113,689</b>	<b>817</b>
<b>Total, International Investigations</b>	<b>109,780</b>	<b>112,872</b>	<b>113,689</b>	<b>817</b>
<b>Full Time Equivalents</b>				

b2 high, b7e

**PPA Mission Statement**

Office of International Affairs (OIA) expands the investigative efforts of the Office of Investigations to over 50 foreign locations. The OIA represents the international assets of all ICE programs and collaborates with U.S. Citizenship and Immigration Services, U.S. Customs and Border Protection, and other DHS components. The OIA liaises with foreign governments and international partners to facilitate the enforcement of U.S. customs and immigration laws beyond our borders in an effort to interdict criminals and prevent or disrupt criminal activity. OIA also executes the operational mandate of Section 428 of the Homeland Security Act through ICE's Visa Security Program.

**Summary Justification and Explanation of Changes**

	<b>FY 2009 Actuals</b>	<b>FY 2010 Enacted</b>	<b>FY 2011 Request</b>	<b>FY 2010 to FY 2011 Change</b>
<b>11.1 Total FTE &amp; personnel compensation</b>	<b>29,054</b>	<b>29,872</b>	<b>30,282</b>	<b>410</b>

Permanent Positions includes salaries and benefits for 11 new FTEs in FY 2011, totaling an increase of \$410 thousand.

	FY 2009 Actuals	FY 2010 Enacted	FY 2011 Request	FY 2010 to FY 2011 Change
11.3 Other than full-time permanent	440	453	456	3

Other than Permanent includes regular salaries and wages paid to civilian employees for part-time, temporary, or intermittent employment.

	FY 2009 Actuals	FY 2010 Enacted	FY 2011 Request	FY 2010 to FY 2011 Change
11.5 Other personnel compensation	5,850	6,015	6,059	44

Other Personnel Compensation includes compensation above the basic rates paid directly to civilian employees, such as overtime, holiday pay, night work differential, and hazardous duty pay, supervisory differential, cash incentive awards, and royalties.

	FY 2009 Actuals	FY 2010 Enacted	FY 2011 Request	FY 2010 to FY 2011 Change
12.1 Civilian personnel benefits	20,814	21,400	21,555	155

Benefits include cash payments to other funds for the benefit of Federal civilian employees or direct payments to these employees, including life insurance, health insurance, employee retirement, work injury disabilities or death and professional liability insurance, recruitment, retention, or other incentives, and other allowances and payments.

	FY 2009 Actuals	FY 2010 Enacted	FY 2011 Request	FY 2010 to FY 2011 Change
21.0 Travel and transportation of persons	6,137	6,310	6,329	19

Travel includes all costs of transportation of persons, subsistence of travelers, and incidental travel expenses in accordance with Federal travel regulations. The FY 2011 request includes an increase of \$19 thousand.

	FY 2009 Actuals	FY 2010 Enacted	FY 2011 Request	FY 2010 to FY 2011 Change
22.0 Transportation of things	3,683	3,786	3,814	28

Transportation of Things includes all costs of the care of such things while in process of being transported, and other services incident to the transportation of things. The FY 2011 request includes an increase of \$28 thousand.

	FY 2009 Actuals	FY 2010 Enacted	FY 2011 Request	FY 2010 to FY 2011 Change
23.1 Rental payments to GSA	10,508	10,804	10,841	37

GSA Rent includes all payments to General Services Administration (GSA) for rental of space and rent related services. The FY 2011 request includes an increase of \$37 thousand.

	FY 2009 Actuals	FY 2010 Enacted	FY 2011 Request	FY 2010 to FY 2011 Change
23.3 Communications utilities and miscellaneous charges	514	528	532	4

Communications, Utilities, and Miscellaneous Charges include all payments for rental or lease of information technology equipment and services, postal services and rentals, and utility services, including Blackberry/pager/cellular phone (land line). The FY 2011 includes an increase of \$4 thousand.

	FY 2009 Actuals	FY 2010 Enacted	FY 2011 Request	FY 2010 to FY 2011 Change
24.0 Printing and reproduction	9	9	9	-

Printing includes all costs for printing and reproduction obtained from the private sector or from other Federal entities. The FY 2011 request includes no change for these activities.

	FY 2009 Actuals	FY 2010 Enacted	FY 2011 Request	FY 2010 to FY 2011 Change
25.1 Advisory and assistance services	3,173	3,263	3,275	12

Advisory and Assistance Services include services acquired by contract from non-Federal sources (i.e., the private sector, foreign governments, State and local governments, tribes, etc.) as well as from other units within the Federal Government. The FY 2011 request includes an increase of \$12 thousand.

	FY 2009 Actuals	FY 2010 Enacted	FY 2011 Request	FY 2010 to FY 2011 Change
25.2 Other services	24,260	24,944	25,022	78

Other Services include report contractual services with non-Federal sources that are not otherwise classified under Object Class 25. The FY 2011 includes an increase of \$78 thousand.

	FY 2009 Actuals	FY 2010 Enacted	FY 2011 Request	FY 2010 to FY 2011 Change
25.3 Purchases of goods & svcs. from Gov't accounts	281	288	291	3

Purchases from Government Accounts include costs for purchases from other Federal Government agencies or accounts that are not otherwise classified. The FY 2011 request includes an increase of \$3 thousand.

	FY 2009 Actuals	FY 2010 Enacted	FY 2011 Request	FY 2010 to FY 2011 Change
25.7 Operation and maintenance of equipment	522	537	541	4

Operation and Maintenance of Equipment includes costs for operation, maintenance, repair, and storage of equipment, when done by contract with the private sector or another Federal Government account. The FY 2011 request includes an increase of \$4 thousand.

	FY 2009 Actuals	FY 2010 Enacted	FY 2011 Request	FY 2010 to FY 2011 Change
26.0 Supplies and materials	1,301	1,337	1,343	6

Supplies and Materials are defined as commodities that are: (a) ordinarily consumed or expended within one year after they are put into use; (b) converted in the process of construction or manufacture; (c) used to form a minor part of equipment or property; or (d) other property of little monetary value that does not meet any of the three criteria listed above, at the option of the agency. The FY 2011 request includes an increase of \$6 thousand.

	FY 2009 Actuals	FY 2010 Enacted	FY 2011 Request	FY 2010 to FY 2011 Change
31.0 Equipment	2,646	2,721	2,731	10



Equipment includes all costs for the purchases of personal property of a durable nature or the initial installation of equipment when performed under contract. The FY 2011 request includes an increase of \$10 thousand.

	FY 2009 Actuals	FY 2010 Enacted	FY 2011 Request	FY 2010 to FY 2011 Change
41.0 Grants/Subsidies/Contributions	9	-	9	9

Grants/Subsidies/Contributions includes cash payments to States, other political subdivisions, corporations, associations, individuals, and contributions to foreign countries, international societies, commissions, proceedings, or projects. The FY 2011 request includes no increase.

	FY 2009 Actuals	FY 2010 Enacted	FY 2011 Request	FY 2010 to FY 2011 Change
91.0 Unvouchered	579	596	600	4

b2 high, b7e

**Department of Homeland Security**  
**U.S. Immigration and Customs Enforcement**  
**Salaries and Expenses**  
**Visa Security Program**  
**Funding Schedule**  
(Dollars in Thousands)

<b>PPA: Visa Security Program</b>	<b>FY 2009 Actuals</b>	<b>FY 2010 Enacted</b>	<b>FY 2011 Request</b>	<b>FY 2010 to FY 2011 Change</b>
11.1 Total FTE & personnel compensation	4,579	6,285	6,285	-
11.3 Other than full-time permanent	136	186	186	-
11.5 Other personnel compensation	1,327	1,822	1,822	-
12.1 Benefits	3,421	4,696	4,696	-
21.0 Travel	1,022	1,403	1,403	-
22.0 Transportation of things	418	573	573	-
23.1 GSA rent	1,523	2,090	2,090	-
23.3 Communications, utilities, and misc. charges	233	320	320	-
25.1 Advisory and assistance services	2,468	3,388	3,388	-
25.2 Other services	5,450	7,482	7,482	-
25.3 Purchases from Gov't accts.	42	58	58	-
25.7 Operation and maintenance of equipment	265	364	364	-
26.0 Supplies and materials	129	177	177	-
31.0 Equipment	1,316	1,807	1,807	-
91.0 Unvouchered	25	35	35	-
<b>Total, Object Class</b>	<b>22,354</b>	<b>30,686</b>	<b>30,686</b>	<b>-</b>
<b>Total, Visa Security Program</b>	<b>22,354</b>	<b>30,686</b>	<b>30,686</b>	<b>-</b>
<b>Full Time Equivalents</b>		b2 high, b7e		-

**PPA Mission Statement**

The Visa Security Program (VSP) is the first line of defense in preventing terrorists and other criminals from gaining access to the United States through a legally obtained visa. The integration of experienced ICE law enforcement officers in the visa issuance process enhances this program as a counterterrorism tool through the generation of new watch list entries, "not yet known" terrorist or criminal suspects, valuable intelligence reports and investigative leads, and identification of patterns at high risk locations that traditional screening systems do not detect.

**Summary Justification and Explanation of Changes**

	<b>FY 2009 Actuals</b>	<b>FY 2010 Enacted</b>	<b>FY 2011 Request</b>	<b>FY 2010 to FY 2011 Change</b>
11.1 Total FTE & personnel compensation	4,579	6,285	6,285	-

Permanent Positions includes salaries and benefits for 0 new FTEs in FY 2011 and no increase.

	FY 2009 Actuals	FY 2010 Enacted	FY 2011 Request	FY 2010 to FY 2011 Change
11.3 Other than full-time permanent	136	186	186	-

Other than Permanent includes regular salaries and wages paid to civilian employees for part-time, temporary, or intermittent employment.

	FY 2009 Actuals	FY 2010 Enacted	FY 2011 Request	FY 2010 to FY 2011 Change
11.5 Other personnel compensation	1,327	1,822	1,822	-

Other Personnel Compensation includes compensation above the basic rates paid directly to civilian employees, such as overtime, holiday pay, night work differential, and hazardous duty pay, supervisory differential, cash incentive awards, and royalties.

	FY 2009 Actuals	FY 2010 Enacted	FY 2011 Request	FY 2010 to FY 2011 Change
12.1 Civilian personnel benefits	3,421	4,696	4,696	-

Benefits include cash payments to other funds for the benefit of Federal civilian employees or direct payments to these employees, including life insurance, health insurance, employee retirement, work injury disabilities or death and professional liability insurance, recruitment, retention, or other incentives, and other allowances and payments.

	FY 2009 Actuals	FY 2010 Enacted	FY 2011 Request	FY 2010 to FY 2011 Change
21.0 Travel and transportation of persons	1,022	1,403	1,403	-

Travel includes all costs of transportation of persons, subsistence of travelers, and incidental travel expenses in accordance with Federal travel regulations. The FY 2011 request includes no change.

	FY 2009 Actuals	FY 2010 Enacted	FY 2011 Request	FY 2010 to FY 2011 Change
22.0 Transportation of things	418	573	573	-

Transportation of Things includes all costs of the care of such things while in process of being transported, and other services incident to the transportation of things. The FY 2011 request includes no change.

	FY 2009 Actuals	FY 2010 Enacted	FY 2011 Request	FY 2010 to FY 2011 Change
23.1 Rental payments to GSA	1,523	2,090	2,090	-

GSA Rent includes all payments to General Services Administration (GSA) for rental of space and rent related services. The FY 2011 request includes no change.

	FY 2009 Actuals	FY 2010 Enacted	FY 2011 Request	FY 2010 to FY 2011 Change
23.3 Communications utilities and miscellaneous charges	233	320	320	-

Communications, Utilities, and Miscellaneous Charges include all payments for rental or lease of information technology equipment and services, postal services and rentals, and utility services, including Blackberry/pager/cellular phone (land line). The FY 2011 includes no increase.

	FY 2009 Actuals	FY 2010 Enacted	FY 2011 Request	FY 2010 to FY 2011 Change
25.1 Advisory and assistance services	2,468	3,388	3,388	-

Advisory and Assistance Services include services acquired by contract from non-Federal sources (i.e., the private sector, foreign governments, State and local governments, tribes, etc.) as well as from other units within the Federal Government. The FY 2011 request includes no increase.

	FY 2009 Actuals	FY 2010 Enacted	FY 2011 Request	FY 2010 to FY 2011 Change
25.2 Other services	5,450	7,482	7,482	-

Other Services include report contractual services with non-Federal sources that are not otherwise classified under Object Class 25. The FY 2011 includes no change.

	FY 2009 Actuals	FY 2010 Enacted	FY 2011 Request	FY 2010 to FY 2011 Change
25.3 Purchases of goods & svcs. from Gov't accounts	42	58	58	-

Purchases from Government Accounts include costs for purchases from other Federal Government agencies or accounts that are not otherwise classified. The FY 2011 requests no change.

	FY 2009 Actuals	FY 2010 Enacted	FY 2011 Request	FY 2010 to FY 2011 Change
25.7 Operation and maintenance of equipment	265	364	364	-

Operation and Maintenance of Equipment includes costs for operation, maintenance, repair, and storage of equipment, when done by contract with the private sector or another Federal Government account. The FY 2011 request includes no increase.

	FY 2009 Actuals	FY 2010 Enacted	FY 2011 Request	FY 2010 to FY 2011 Change
26.0 Supplies and materials	129	177	177	-

Supplies and Materials are defined as commodities that are: (a) ordinarily consumed or expended within one year after they are put into use; (b) converted in the process of construction or manufacture; (c) used to form a minor part of equipment or property; or (d) other property of little monetary value that does not meet any of the three criteria listed above, at the option of the agency. The FY 2011 request includes no change.

	FY 2009 Actuals	FY 2010 Enacted	FY 2011 Request	FY 2010 to FY 2011 Change
31.0 Equipment	1,316	1,807	1,807	-

Equipment includes all costs for the purchases of personal property of a durable nature or the initial installation of equipment when performed under contract. The FY 2011 request includes no change.

	FY 2009 Actuals	FY 2010 Enacted	FY 2011 Request	FY 2010 to FY 2011 Change
91.0 Unvouchered	25	35	35	-

b2 high, b7e

**Department of Homeland Security**  
**U.S. Immigration and Customs Enforcement**  
**Salaries and Expenses**  
**Intelligence**  
**Funding Schedule**  
(Dollars in Thousands)

PPA: Intelligence	FY 2009 Actuals	FY 2010 Enacted	FY 2011 Request	FY 2010 to FY 2011 Change
11.1 Total FTE & personnel compensation	27,437	33,056	37,152	4,096
11.3 Other than full-time permanent	193	233	350	117
11.5 Other personnel compensation	1,986	2,392	2,563	171
12.1 Benefits	8,401	10,121	11,172	1,051
21.0 Travel	2,575	3,102	3,109	7
22.0 Transportation of things	72	87	89	2
23.1 GSA rent	3,277	3,948	3,969	21
23.3 Communications, utilities, and misc. charges	954	1,149	1,156	7
24.0 Printing	1	2	2	-
25.0 Other services	-	-	1,750	1,750
25.1 Advisory and assistance services	3,100	3,735	7,406	3,671
25.2 Other services	8,011	9,652	302	(9,350)
25.3 Purchases from Gov't accts.	246	297	-	(297)
25.6 Medical care	-	-	438	438
25.7 Operation and maintenance of equipment	357	430	-	(430)
25.8 Other services	-	-	605	605
26.0 Supplies and materials	498	600	986	386
31.0 Equipment	814	981	8	(973)
32.0 Land & structures	6	8	-	(8)
41.0 Grants/Subsidies/Contributions	41	-	50	50
42.0 Insurance Claims and Indemnity	-	49	-	(49)
<b>Total, Object Class</b>	<b>57,969</b>	<b>69,842</b>	<b>71,107</b>	<b>1,265</b>
<b>Total, Intelligence</b>	<b>57,969</b>	<b>69,842</b>	<b>71,107</b>	<b>1,265</b>
<b>Full Time Equivalents</b>				

b2 high, b7e

**PPA Mission Statement**

Intelligence - Collect, analyze and share information on critical homeland security vulnerabilities that could be exploited by terrorist and criminal organizations. The Office of Intelligence focuses on data and information related to the movement of people, money and materials into, within and out of the United States to provide accurate and timely reporting to ICE leadership and field agents in support of enforcement operations. ICE's intelligence functions are managed by a highly trained team of professionals with expertise in data and threat analysis, languages, financial investigations, counterterrorism and a number of other areas. ICE intelligence professionals process information from a variety of sources to provide assessments of patterns, trends and new developments in a wide range of law enforcement areas. These include the following areas: Terrorism, Human Smuggling and Trafficking, Money Laundering and Financial Crime, Drug Smuggling, Criminal Aliens, Air and Marine Smuggling, Cyber Crimes, Identity Fraud and Document Fraud, and Arms Trafficking.

## Summary Justification and Explanation of Changes

	FY 2009 Actuals	FY 2010 Enacted	FY 2011 Request	FY 2010 to FY 2011 Change
11.1 Total FTE & personnel compensation	27,437	33,056	37,152	4,096

Permanent Positions includes salaries and benefits for high, new FTEs in FY 2011, totaling an increase of \$4,096 thousand.

	FY 2009 Actuals	FY 2010 Enacted	FY 2011 Request	FY 2010 to FY 2011 Change
11.3 Other than full-time permanent	193	233	350	117

Other than Permanent includes regular salaries and wages paid to civilian employees for part-time, temporary, or intermittent employment.

	FY 2009 Actuals	FY 2010 Enacted	FY 2011 Request	FY 2010 to FY 2011 Change
11.5 Other personnel compensation	1,986	2,392	2,563	171

Other Personnel Compensation includes compensation above the basic rates paid directly to civilian employees, such as overtime, holiday pay, night work differential, and hazardous duty pay, supervisory differential, cash incentive awards, and royalties.

	FY 2009 Actuals	FY 2010 Enacted	FY 2011 Request	FY 2010 to FY 2011 Change
12.1 Civilian personnel benefits	8,401	10,121	11,172	1,051

Benefits include cash payments to other funds for the benefit of Federal civilian employees or direct payments to these employees, including life insurance, health insurance, employee retirement, work injury disabilities or death and professional liability insurance, recruitment, retention, or other incentives, and other allowances and payments.

	FY 2009 Actuals	FY 2010 Enacted	FY 2011 Request	FY 2010 to FY 2011 Change
21.0 Travel and transportation of persons	2,575	3,102	3,109	7

Travel includes all costs of transportation of persons, subsistence of travelers, and incidental travel expenses in accordance with Federal travel regulations. The FY 2011 request includes an increase of \$7 thousand.

	FY 2009 Actuals	FY 2010 Enacted	FY 2011 Request	FY 2010 to FY 2011 Change
22.0 Transportation of things	72	87	89	2

Transportation of Things includes all costs of the care of such things while in process of being transported, and other services incident to the transportation of things. The FY 2011 request includes an increase of \$2 thousand.

	FY 2009 Actuals	FY 2010 Enacted	FY 2011 Request	FY 2010 to FY 2011 Change
23.1 Rental payments to GSA	3,277	3,948	3,969	21

GSA Rent includes all payments to General Services Administration (GSA) for rental of space and rent related services. The FY 2011 request includes an increase of \$21 thousand.

	FY 2009 Actuals	FY 2010 Enacted	FY 2011 Request	FY 2010 to FY 2011 Change
23.3 Communications utilities and miscellaneous charges	954	1,149	1,156	7

Communications, Utilities, and Miscellaneous Charges include all payments for rental or lease of information technology equipment and services, postal services and rentals, and utility services, including Blackberry/pager/cellular phone (land line). The FY 2011 includes an increase of \$7 thousand.

	FY 2009 Actuals	FY 2010 Enacted	FY 2011 Request	FY 2010 to FY 2011 Change
24.0 Printing and reproduction	1	2	2	-

Printing includes all costs for printing and reproduction obtained from the private sector or from other Federal entities. The FY 2011 request includes no change for these activities.



	FY 2009 Actuals	FY 2010 Enacted	FY 2011 Request	FY 2010 to FY 2011 Change
25.1 Advisory and assistance services	3,100	3,735	7,406	3,671

Advisory and Assistance Services include services acquired by contract from non-Federal sources (i.e., the private sector, foreign governments, State and local governments, tribes, etc.) as well as from other units within the Federal Government. The FY 2011 request includes a decrease of \$1,985 thousand.

	FY 2009 Actuals	FY 2010 Enacted	FY 2011 Request	FY 2010 to FY 2011 Change
25.2 Other services	8,011	9,652	302	(9,350)

Other Services include report contractual services with non-Federal sources that are not otherwise classified under Object Class 25. The FY 2011 includes a decrease of \$2,246 thousand.

	FY 2009 Actuals	FY 2010 Enacted	FY 2011 Request	FY 2010 to FY 2011 Change
25.3 Purchases of goods & sves. from Gov't accounts	246	297	-	(297)

Purchases from Government Accounts include costs for purchases from other Federal Government agencies or accounts that are not otherwise classified. The FY 2011 request includes an increase of \$5 thousand.

	FY 2009 Actuals	FY 2010 Enacted	FY 2011 Request	FY 2010 to FY 2011 Change
25.6 Medical care	-	-	438	438

Medical Care includes payments to contracts for medical services, but excludes contracts with individuals who are reportable under OPM regulations as federal employees or payments to compensate casual workers and patient help. The FY 2011 request includes no increase.

	FY 2009 Actuals	FY 2010 Enacted	FY 2011 Request	FY 2010 to FY 2011 Change
25.7 Operation and maintenance of equipment	357	430	-	(430)

Operation and Maintenance of Equipment includes costs for operation, maintenance, repair, and storage of equipment, when done by contract with the private sector or another Federal Government account. The FY

2011 request includes an increase of \$8 thousand.

	FY 2009 Actuals	FY 2010 Enacted	FY 2011 Request	FY 2010 to FY 2011 Change
25.8 Other services	-	-	605	605

Subsistence and Support of Persons includes costs for contractual services with the public or another Federal government account for the board, lodging, and care of persons, including prisoners. The FY 2011 request includes no increase.

	FY 2009 Actuals	FY 2010 Enacted	FY 2011 Request	FY 2010 to FY 2011 Change
26.0 Supplies and materials	498	600	986	386

Supplies and Materials are defined as commodities that are: (a) ordinarily consumed or expended within one year after they are put into use; (b) converted in the process of construction or manufacture; (c) used to form a minor part of equipment or property; or (d) other property of little monetary value that does not meet any of the three criteria listed above, at the option of the agency. The FY 2011 request includes an increase of \$5 thousand.

	FY 2009 Actuals	FY 2010 Enacted	FY 2011 Request	FY 2010 to FY 2011 Change
31.0 Equipment	814	981	8	(973)

Equipment includes all costs for the purchases of personal property of a durable nature or the initial installation of equipment when performed under contract. The FY 2011 request includes an increase of \$5 thousand.

	FY 2009 Actuals	FY 2010 Enacted	FY 2011 Request	FY 2010 to FY 2011 Change
32.0 Land and structures	6	8	-	(8)

Land and Structures includes the costs for land and interests in land; buildings and other structures; roads; additions to buildings; nonstructural (or resource) improvements, such as fences and landscaping; and fixed equipment additions and replacements. The FY 2011 request includes no increase.

	FY 2009 Actuals	FY 2010 Enacted	FY 2011 Request	FY 2010 to FY 2011 Change
41.0 Grants/Subsidies/Contributions	41	-	50	50

Grants/Subsidies/Contributions includes cash payments to States, other political subdivisions, corporations, associations, individuals, and contributions to foreign countries, international societies, commissions, proceedings, or projects. The FY 2011 request includes no increase.

	FY 2009 Actuals	FY 2010 Enacted	FY 2011 Request	FY 2010 to FY 2011 Change
42.0 Insurance Claims and Indemnity	-	49	-	(49)

Indemnity includes insurance claims and benefit payments from the social insurance and Federal retirement trust funds and payments for losses and claims including those under the Equal Access to Justice Act. The FY 2011 request includes an increase of \$1 thousand.

**Department of Homeland Security**  
**U.S. Immigration and Customs Enforcement**  
**Salaries and Expenses**  
**DRO - Custody Operations**  
**Funding Schedule**  
(Dollars in Thousands)

<b>PPA: DRO - Custody Operations</b>	<b>FY 2009 Actuals</b>	<b>FY 2010 Enacted</b>	<b>FY 2011 Request</b>	<b>FY 2010 to FY 2011 Change</b>
11.1 Total FTE & personnel compensation	310,165	309,549	305,722	(3,827)
11.3 Other than full-time permanent	1,924	1,920	1,563	(357)
11.5 Other personnel compensation	96,885	96,692	95,831	(861)
11.8 Special Service Pay	358	357	284	(73)
12.1 Benefits	162,772	162,448	159,610	(2,838)
21.0 Travel	13,270	13,244	16,235	2,991
22.0 Transportation of things	4,852	4,842	5,204	362
23.1 GSA rent	54,533	54,425	63,499	9,074
23.2 Other rent	36	36	39	3
23.3 Communications, utilities, and misc. charges	24,671	24,622	26,466	1,844
24.0 Printing	28	28	30	2
25.0 Other services	-	-	20,348	20,348
25.1 Advisory and assistance services	18,969	18,931	179,008	160,077
25.2 Other services	154,753	154,445	3,095	(151,350)
25.3 Purchases from Gov't accts.	2,886	2,880	878,848	875,968
25.4 O&M of facilities	801,553	799,962	-	(799,962)
25.5 R&D of contracts	-	-	89,257	89,257
25.6 Medical care	80,409	80,249	12,461	(67,788)
25.7 Operation and maintenance of equipment	10,962	10,940	331	(10,609)
25.8 Other services	309	308	41,835	41,527
26.0 Supplies and materials	31,541	31,478	2,739	(28,739)
31.0 Equipment	2,553	2,548	275	(2,273)
32.0 Land & structures	257	256	1,050	794
42.0 Insurance Claims and Indemnity	979	977	34	(943)
43.0 Interest and Dividends	31	31	-	(31)
<b>Total, Object Class</b>	<b>1,774,696</b>	<b>1,771,168</b>	<b>1,903,764</b>	<b>132,596</b>
<b>Total, DRO - Custody Operations</b>	<b>1,774,696</b>	<b>1,771,168</b>	<b>1,903,764</b>	<b>132,596</b>
<b>Full Time Equivalents</b>	<b>4,905</b>	<b>5,210</b>	<b>5,131</b>	b2 high, b7e

**PPA Mission Statement**

Immigration enforcement authorities apprehend potentially removable aliens. In many cases, these aliens must be detained while they go through immigration proceedings and until they are removed. Often the number of apprehensions exceeds the detention space available and DRO must prioritize which cases will be detained. Custody Operations provides safe, secure, and humane confinement for these aliens. It also ensures that aliens in ICE custody appear for their immigration hearings, and then for their subsequent removal.

**Summary Justification and Explanation of Changes**

	FY 2009 Actuals	FY 2010 Enacted	FY 2011 Request	FY 2010 to FY 2011 Change
11.1 Total FTE & personnel compensation	310,165	309,549	305,722	(3,827)

Permanent Positions includes salaries and benefits for a decrease of 62 high, 373 FTEs in FY 2011, totaling a decrease of \$3,827 thousand.

	FY 2009 Actuals	FY 2010 Enacted	FY 2011 Request	FY 2010 to FY 2011 Change
11.3 Other than full-time permanent	1,924	1,920	1,563	(357)

Other than Permanent includes regular salaries and wages paid to civilian employees for part-time, temporary, or intermittent employment.

	FY 2009 Actuals	FY 2010 Enacted	FY 2011 Request	FY 2010 to FY 2011 Change
11.5 Other personnel compensation	96,885	96,692	95,831	(861)

Other Personnel Compensation includes compensation above the basic rates paid directly to civilian employees, such as overtime, holiday pay, night work differential, and hazardous duty pay, supervisory differential, cash incentive awards, and royalties.

	FY 2009 Actuals	FY 2010 Enacted	FY 2011 Request	FY 2010 to FY 2011 Change
11.8 Special Service Pay	358	357	284	(73)

Special Services Pay includes payments for personal services that do not represent salaries or wages paid directly to Federal employees and military personnel.

	FY 2009 Actuals	FY 2010 Enacted	FY 2011 Request	FY 2010 to FY 2011 Change
12.1 Civilian personnel benefits	162,772	162,448	159,610	(2,838)

Benefits include cash payments to other funds for the benefit of Federal civilian employees or direct payments to these employees, including life insurance, health insurance, employee retirement, work injury disabilities or death and professional liability insurance, recruitment, retention, or other incentives, and other allowances and payments.

	FY 2009 Actuals	FY 2010 Enacted	FY 2011 Request	FY 2010 to FY 2011 Change
21.0 Travel and transportation of persons	13,270	13,244	16,235	2,991

Travel includes all costs of transportation of persons, subsistence of travelers, and incidental travel expenses in accordance with Federal travel regulations. The FY 2011 request includes an increase of \$2,991 thousand.

	FY 2009 Actuals	FY 2010 Enacted	FY 2011 Request	FY 2010 to FY 2011 Change
22.0 Transportation of things	4,852	4,842	5,204	362

Transportation of Things includes all costs of the care of such things while in process of being transported, and other services incident to the transportation of things. The FY 2011 request includes an increase of \$362 thousand.

	FY 2009 Actuals	FY 2010 Enacted	FY 2011 Request	FY 2010 to FY 2011 Change
23.1 Rental payments to GSA	54,533	54,425	63,499	9,074

GSA Rent includes all payments to General Services Administration (GSA) for rental of space and rent related services. The FY 2011 request includes an increase of \$9,074 thousand.

	FY 2009 Actuals	FY 2010 Enacted	FY 2011 Request	FY 2010 to FY 2011 Change
23.2 Rental payments to others	36	36	39	3

Other Rent includes all payments to a non-Federal source for rental space, land, and structures. The FY 2011 request includes an increase of \$3 thousand.

	FY 2009 Actuals	FY 2010 Enacted	FY 2011 Request	FY 2010 to FY 2011 Change
23.3 Communications utilities and miscellaneous charges	24,671	24,622	26,466	1,844

Communications, Utilities, and Miscellaneous Charges include all payments for rental or lease of information technology equipment and services, postal services and rentals, and utility services, including Blackberry/pager/cellular phone (land line). The FY 2011 includes an increase of \$1,844 thousand.

	FY 2009 Actuals	FY 2010 Enacted	FY 2011 Request	FY 2010 to FY 2011 Change
24.0 Printing and reproduction	28	28	30	2

Printing includes all costs for printing and reproduction obtained from the private sector or from other Federal entities. The FY 2011 request includes an increase of \$2 thousand.

	FY 2009 Actuals	FY 2010 Enacted	FY 2011 Request	FY 2010 to FY 2011 Change
25.1 Advisory and assistance services	18,969	18,931	179,008	160,077

Advisory and Assistance Services include services acquired by contract from non-Federal sources (i.e., the private sector, foreign governments, State and local governments, tribes, etc.) as well as from other units within the Federal Government. The FY 2011 request includes an increase of \$1,417 thousand.

	FY 2009 Actuals	FY 2010 Enacted	FY 2011 Request	FY 2010 to FY 2011 Change
25.2 Other services	154,753	154,445	3,095	(151,350)

Other Services include report contractual services with non-Federal sources that are not otherwise classified under Object Class 25. The FY 2011 includes an increase of \$24,563 thousand.

	FY 2009 Actuals	FY 2010 Enacted	FY 2011 Request	FY 2010 to FY 2011 Change
25.3 Purchases of goods & svcs. from Gov't accounts	2,886	2,880	878,848	875,968

Purchases from Government Accounts include costs for purchases from other Federal Government agencies or accounts that are not otherwise classified. The FY 2011 request includes an increase of \$215 thousand.

	FY 2009 Actuals	FY 2010 Enacted	FY 2011 Request	FY 2010 to FY 2011 Change
25.4 Operation and maintenance of facilities	801,553	799,962	-	(799,962)

Operation and Maintenance of Facilities include all payments for such when done by contract with the private sector or another Federal Government account. The FY 2011 request includes an increase of \$78,886 thousand.

	FY 2009 Actuals	FY 2010 Enacted	FY 2011 Request	FY 2010 to FY 2011 Change
25.6 Medical care	80,409	80,249	12,461	(67,788)

Medical Care includes payments to contracts for medical services, but excludes contracts with individuals who are reportable under OPM regulations as federal employees or payments to compensate casual workers and patient help. The FY 2011 request includes an increase of \$9,008 thousand.

	FY 2009 Actuals	FY 2010 Enacted	FY 2011 Request	FY 2010 to FY 2011 Change
25.7 Operation and maintenance of equipment	10,962	10,940	331	(10,609)

Operation and Maintenance of Equipment includes costs for operation, maintenance, repair, and storage of equipment, when done by contract with the private sector or another Federal Government account. The FY 2011 request includes an increase of \$1,521 thousand.

	FY 2009 Actuals	FY 2010 Enacted	FY 2011 Request	FY 2010 to FY 2011 Change
25.8 Other services	309	308	41,835	41,527

Subsistence and Support of Persons includes costs for contractual services with the public or another Federal government account for the board, lodging, and care of persons, including prisoners. The FY 2011 request includes an increase of \$23 thousand.

	FY 2009 Actuals	FY 2010 Enacted	FY 2011 Request	FY 2010 to FY 2011 Change
26.0 Supplies and materials	31,541	31,478	2,739	(28,739)



	FY 2009 Actuals	FY 2010 Enacted	FY 2011 Request	FY 2010 to FY 2011 Change
26.0 Supplies and materials	31,541	31,478	2,739	(28,739)

Supplies and Materials are defined as commodities that are: (a) ordinarily consumed or expended within one year after they are put into use; (b) converted in the process of construction or manufacture; (c) used to form a minor part of equipment or property; or (d) other property of little monetary value that does not meet any of the three criteria listed above, at the option of the agency. The FY 2011 request includes an increase of \$10,357 thousand.

	FY 2009 Actuals	FY 2010 Enacted	FY 2011 Request	FY 2010 to FY 2011 Change
31.0 Equipment	2,553	2,548	275	(2,273)

Equipment includes all costs for the purchases of personal property of a durable nature or the initial installation of equipment when performed under contract. The FY 2011 request includes an increase of \$191 thousand.

	FY 2009 Actuals	FY 2010 Enacted	FY 2011 Request	FY 2010 to FY 2011 Change
32.0 Land and structures	257	256	1,050	794

Land and Structures includes the costs for land and interests in land; buildings and other structures; roads; additions to buildings; nonstructural (or resource) improvements, such as fences and landscaping; and fixed equipment additions and replacements. The FY 2011 request includes an increase of \$19 thousand.

	FY 2009 Actuals	FY 2010 Enacted	FY 2011 Request	FY 2010 to FY 2011 Change
42.0 Insurance Claims and Indemnity	979	977	34	(943)

Indemnity includes insurance claims and benefit payments from the social insurance and Federal retirement trust funds and payments for losses and claims including those under the Equal Access to Justice Act. The FY 2011 request includes an increase of \$73 thousand.

	FY 2009 Actuals	FY 2010 Enacted	FY 2011 Request	FY 2010 to FY 2011 Change
43.0 Interest and Dividends	31	31	-	(31)

Interest and Dividends includes payments to creditors for the use of monies loaned, deposited, over-paid, or otherwise made available; distribution of earnings to owners of trust or other funds; and interest payments under lease-purchase contracts for construction of buildings.

**Department of Homeland Security**  
**U.S. Immigration and Customs Enforcement**  
**Salaries and Expenses**  
**DRO - Fugitive Operations**  
**Funding Schedule**  
(Dollars in Thousands)

<b>PPA: DRO - Fugitive Operations</b>	<b>FY 2009 Actuals</b>	<b>FY 2010 Enacted</b>	<b>FY 2011 Request</b>	<b>FY 2010 to FY 2011 Change</b>
11.1 Total FTE & personnel compensation	54,899	60,657	60,786	129
11.3 Other than full-time permanent	175	193	194	1
11.5 Other personnel compensation	18,004	19,892	19,989	97
11.8 Special Service Pay	12	13	13	-
12.1 Benefits	29,929	33,068	33,162	94
21.0 Travel	1,482	1,637	901	(736)
22.0 Transportation of things	959	1,059	677	(382)
23.1 GSA rent	7,213	7,970	2,845	(5,125)
23.3 Communications, utilities, and misc. charges	2,577	2,847	1,188	(1,659)
25.0 Other services	-	-	4,407	4,407
25.1 Advisory and assistance services	9,141	10,100	10,260	160
25.2 Other services	18,832	20,808	1,295	(19,513)
25.3 Purchases from Gov't accts.	1,850	2,044	28,437	26,393
25.4 O&M of facilities	53,185	58,765	-	(58,765)
25.6 Medical care	-	-	1,497	1,497
25.7 Operation and maintenance of equipment	2,094	2,314	-	(2,314)
25.8 Other services	-	-	2,024	2,024
26.0 Supplies and materials	6,200	6,850	770	(6,080)
31.0 Equipment	1,321	1,459	-	(1,459)
43.0 Interest and Dividends	6	-	-	-
43.0 Immigration Fees	-	6	4	(2)
<b>Total, Object Class</b>	<b>207,879</b>	<b>229,682</b>	<b>168,449</b>	<b>(61,233)</b>
<b>Total, DRO - Fugitive Operations</b>	<b>207,879</b>	<b>229,682</b>	<b>168,449</b>	<b>(61,233)</b>
<b>Full Time Equivalents</b>				

b2 high, b7e

**PPA Mission Statement**

The Fugitive Operations program locates and apprehends fugitive aliens in the United States. It strives to identify or apprehend all fugitives, creating a deterrent to potential absconders and increasing the integrity of the immigration enforcement process.

**Summary Justification and Explanation of Changes**

	<b>FY 2009 Actuals</b>	<b>FY 2010 Enacted</b>	<b>FY 2011 Request</b>	<b>FY 2010 to FY 2011 Change</b>
<b>11.1 Total FTE &amp; personnel compensation</b>	<b>54,899</b>	<b>60,657</b>	<b>60,786</b>	<b>129</b>

Permanent Positions includes salaries and benefits for a no new FTEs in FY 2011, totaling an increase of \$129 thousand.

	FY 2009 Actuals	FY 2010 Enacted	FY 2011 Request	FY 2010 to FY 2011 Change
11.3 Other than full-time permanent	175	193	194	1

Other than Permanent includes regular salaries and wages paid to civilian employees for part-time, temporary, or intermittent employment.

	FY 2009 Actuals	FY 2010 Enacted	FY 2011 Request	FY 2010 to FY 2011 Change
11.5 Other personnel compensation	18,004	19,892	19,989	97

Other Personnel Compensation includes compensation above the basic rates paid directly to civilian employees, such as overtime, holiday pay, night work differential, and hazardous duty pay, supervisory differential, cash incentive awards, and royalties.

	FY 2009 Actuals	FY 2010 Enacted	FY 2011 Request	FY 2010 to FY 2011 Change
11.8 Special Service Pay	12	13	13	-

Special Services Pay includes payments for personal services that do not represent salaries or wages paid directly to Federal employees and military personnel.

	FY 2009 Actuals	FY 2010 Enacted	FY 2011 Request	FY 2010 to FY 2011 Change
12.1 Civilian personnel benefits	29,929	33,068	33,162	94

Benefits include cash payments to other funds for the benefit of Federal civilian employees or direct payments to these employees, including life insurance, health insurance, employee retirement, work injury disabilities or death and professional liability insurance, recruitment, retention, or other incentives, and other allowances and payments.

	FY 2009 Actuals	FY 2010 Enacted	FY 2011 Request	FY 2010 to FY 2011 Change
21.0 Travel and transportation of persons	1,482	1,637	901	(736)

Travel includes all costs of transportation of persons, subsistence of travelers, and incidental travel expenses in accordance with Federal travel regulations. The FY 2011 request includes a decrease of \$736 thousand.

	FY 2009 Actuals	FY 2010 Enacted	FY 2011 Request	FY 2010 to FY 2011 Change
22.0 Transportation of things	959	1,059	677	(382)

Transportation of Things includes all costs of the care of such things while in process of being transported, and other services incident to the transportation of things. The FY 2011 request includes a decrease of \$382 thousand.

	FY 2009 Actuals	FY 2010 Enacted	FY 2011 Request	FY 2010 to FY 2011 Change
23.1 Rental payments to GSA	7,213	7,970	2,845	(5,125)

GSA Rent includes all payments to General Services Administration (GSA) for rental of space and rent related services. The FY 2011 request includes a decrease of \$5,125 thousand.

	FY 2009 Actuals	FY 2010 Enacted	FY 2011 Request	FY 2010 to FY 2011 Change
23.3 Communications utilities and miscellaneous charges	2,577	2,847	1,188	(1,659)

Communications, Utilities, and Miscellaneous Charges include all payments for rental or lease of information technology equipment and services, postal services and rentals, and utility services, including Blackberry/pager/cellular phone (land line). The FY 2011 includes a decrease of \$1,659 thousand.

	FY 2009 Actuals	FY 2010 Enacted	FY 2011 Request	FY 2010 to FY 2011 Change
25.1 Advisory and assistance services	9,141	10,100	10,260	160

Advisory and Assistance Services include services acquired by contract from non-Federal sources (i.e., the private sector, foreign governments, State and local governments, tribes, etc.) as well as from other units within the Federal Government. The FY 2011 request includes a decrease of \$5,693 thousand.

	FY 2009 Actuals	FY 2010 Enacted	FY 2011 Request	FY 2010 to FY 2011 Change
25.2 Other services	18,832	20,808	1,295	(19,513)

Other Services include report contractual services with non-Federal sources that are not otherwise classified under Object Class 25. The FY 2011 includes a decrease of \$10,548 thousand.

	FY 2009 Actuals	FY 2010 Enacted	FY 2011 Request	FY 2010 to FY 2011 Change
25.3 Purchases of goods & svcs. from Gov't accounts	1,850	2,044	28,437	26,393

Purchases from Government Accounts include costs for purchases from other Federal Government agencies or accounts that are not otherwise classified. The FY 2011 requests includes a decrease of \$749 thousand.

	FY 2009 Actuals	FY 2010 Enacted	FY 2011 Request	FY 2010 to FY 2011 Change
25.4 Operation and maintenance of facilities	53,185	58,765	-	(58,765)

Operation and Maintenance of Facilities include all payments for such when done by contract with the private sector or another Federal Government account. The FY 2011 request includes a decrease of \$30,328 thousand.

	FY 2009 Actuals	FY 2010 Enacted	FY 2011 Request	FY 2010 to FY 2011 Change
25.6 Medical care	-	-	1,497	1,497

Medical Care includes payments to contracts for medical services, but excludes contracts with individuals who are reportable under OPM regulations as federal employees or payments to compensate casual workers and patient help. The FY 2011 request includes no increase.

	FY 2009 Actuals	FY 2010 Enacted	FY 2011 Request	FY 2010 to FY 2011 Change
25.7 Operation and maintenance of equipment	2,094	2,314	-	(2,314)

Operation and Maintenance of Equipment includes costs for operation, maintenance, repair, and storage of equipment, when done by contract with the private sector or another Federal Government account. The FY 2011 request includes a decrease of \$817 thousand.

	FY 2009 Actuals	FY 2010 Enacted	FY 2011 Request	FY 2010 to FY 2011 Change
25.8 Other services	-	-	2,024	2,024

Subsistence and Support of Persons includes costs for contractual services with the public or another Federal government account for the board, lodging, and care of persons, including prisoners. The FY 2011 request includes no increase.

	FY 2009 Actuals	FY 2010 Enacted	FY 2011 Request	FY 2010 to FY 2011 Change
26.0 Supplies and materials	6,200	6,850	770	(6,080)

Supplies and Materials are defined as commodities that are: (a) ordinarily consumed or expended within one year after they are put into use; (b) converted in the process of construction or manufacture; (c) used to form a minor part of equipment or property; or (d) other property of little monetary value that does not meet any of the three criteria listed above, at the option of the agency. The FY 2011 request includes a decrease of \$4,826 thousand.

	FY 2009 Actuals	FY 2010 Enacted	FY 2011 Request	FY 2010 to FY 2011 Change
31.0 Equipment	1,321	1,459	-	(1,459)

Equipment includes all costs for the purchases of personal property of a durable nature or the initial installation of equipment when performed under contract. The FY 2011 request includes a decrease of \$689 thousand.

	FY 2009 Actuals	FY 2010 Enacted	FY 2011 Request	FY 2010 to FY 2011 Change
43.0 Interest and Dividends	6	-	-	-

Interest and Dividends includes payments to creditors for the use of monies loaned, deposited, over-paid, or otherwise made available; distribution of earnings to owners of trust or other funds; and interest payments under lease-purchase contracts for construction of buildings.

**Department of Homeland Security**  
**U.S. Immigration and Customs Enforcement**  
**Salaries and Expenses**  
**DRO - Criminal Alien Program**  
**Funding Schedule**  
(Dollars in Thousands)

PPA: DRO - Criminal Alien Program	FY 2009 Actuals	FY 2010 Enacted	FY 2011 Request	FY 2010 to FY 2011 Change
11.1 Total FTE & personnel compensation	64,326	65,779	66,762	983
11.3 Other than full-time permanent	219	224	231	7
11.5 Other personnel compensation	22,836	23,352	23,428	76
12.1 Benefits	35,586	36,390	36,491	101
21.0 Travel	3,424	3,502	2,761	(741)
22.0 Transportation of things	705	721	571	(150)
23.1 GSA rent	12,117	12,390	10,539	(1,851)
23.2 Other rent	66	67	63	(4)
23.3 Communications, utilities, and misc. charges	2,911	2,977	2,273	(704)
24.0 Printing	1	1	1	-
25.0 Other services	-	-	4,783	4,783
25.1 Advisory and assistance services	5,547	5,672	11,648	5,976
25.2 Other services	16,431	16,803	2,458	(14,345)
25.3 Purchases from Gov't accts.	3,106	3,176	11,978	8,802
25.4 O&M of facilities	13,682	13,991	-	(13,991)
25.6 Medical care	-	-	1,726	1,726
25.7 Operation and maintenance of equipment	2,338	2,390	-	(2,390)
25.8 Other services	-	-	2,960	2,960
26.0 Supplies and materials	4,158	4,252	644	(3,608)
31.0 Equipment	833	852	-	(852)
<b>Total, Object Class</b>	<b>188,286</b>	<b>192,539</b>	<b>179,317</b>	<b>(13,222)</b>
<b>Total, DRO - Criminal Alien Program</b>	<b>188,286</b>	<b>192,539</b>	<b>179,317</b>	<b>(13,222)</b>
Full Time Equivalents	b2 high, b7e			

**PPA Mission Statement**

The Criminal Alien Program (CAP) ensures that aliens are not released back into the community before they are removed from the United States. Through the CAP, ICE officers interview incarcerated aliens to determine whether they are amenable to immigration proceedings. If a case receives a final order of removal, ICE officers will immediately take that alien into custody upon completion of his or her criminal sentence and then prepare that case for removal

**Summary Justification and Explanation of Changes**

	FY 2009 Actuals	FY 2010 Enacted	FY 2011 Request	FY 2010 to FY 2011 Change
11.1 Total FTE & personnel compensation	64,326	65,779	66,762	983

Permanent Positions includes salaries and benefits for 21 high new FTEs in FY 2011, totaling an increase of \$983 thousand.

	FY 2009 Actuals	FY 2010 Enacted	FY 2011 Request	FY 2010 to FY 2011 Change
11.3 Other than full-time permanent	219	224	231	7

Other than Permanent includes regular salaries and wages paid to civilian employees for part-time, temporary, or intermittent employment.

	FY 2009 Actuals	FY 2010 Enacted	FY 2011 Request	FY 2010 to FY 2011 Change
11.5 Other personnel compensation	22,836	23,352	23,428	76

Other Personnel Compensation includes compensation above the basic rates paid directly to civilian employees, such as overtime, holiday pay, night work differential, and hazardous duty pay, supervisory differential, cash incentive awards, and royalties.

	FY 2009 Actuals	FY 2010 Enacted	FY 2011 Request	FY 2010 to FY 2011 Change
12.1 Civilian personnel benefits	35,586	36,390	36,491	101

Benefits include cash payments to other funds for the benefit of Federal civilian employees or direct payments to these employees, including life insurance, health insurance, employee retirement, work injury disabilities or death and professional liability insurance, recruitment, retention, or other incentives, and other allowances and payments.

	FY 2009 Actuals	FY 2010 Enacted	FY 2011 Request	FY 2010 to FY 2011 Change
21.0 Travel and transportation of persons	3,424	3,502	2,761	(741)

Travel includes all costs of transportation of persons, subsistence of travelers, and incidental travel expenses in accordance with Federal travel regulations. The FY 2011 request includes a decrease of \$741 thousand.

	FY 2009 Actuals	FY 2010 Enacted	FY 2011 Request	FY 2010 to FY 2011 Change
--	-----------------	-----------------	-----------------	---------------------------



22.0 Transportation of things	705	721	571	(150)
-------------------------------	-----	-----	-----	-------

Transportation of Things includes all costs of the care of such things while in process of being transported, and other services incident to the transportation of things. The FY 2011 request includes a decrease of \$150 thousand.

	FY 2009 Actuals	FY 2010 Enacted	FY 2011 Request	FY 2010 to FY 2011 Change
23.1 Rental payments to GSA	12,117	12,390	10,539	(1,851)

GSA Rent includes all payments to General Services Administration (GSA) for rental of space and rent related services. The FY 2011 request includes a decrease of \$1,851 thousand.

	FY 2009 Actuals	FY 2010 Enacted	FY 2011 Request	FY 2010 to FY 2011 Change
23.2 Rental payments to others	66	67	63	(4)

Other Rent includes all payments to a non-Federal source for rental space, land, and structures. The FY 2011 request includes an increase in \$4 thousand.

	FY 2009 Actuals	FY 2010 Enacted	FY 2011 Request	FY 2010 to FY 2011 Change
23.3 Communications utilities and miscellaneous charges	2,911	2,977	2,273	(704)

Communications, Utilities, and Miscellaneous Charges include all payments for rental or lease of information technology equipment and services, postal services and rentals, and utility services, including Blackberry/pager/cellular phone (land line). The FY 2011 includes a decrease of \$704 thousand.

	FY 2009 Actuals	FY 2010 Enacted	FY 2011 Request	FY 2010 to FY 2011 Change
24.0 Printing and reproduction	1	1	1	-

Printing includes all costs for printing and reproduction obtained from the private sector or from other Federal entities. The FY 2011 request includes no increase.

	FY 2009 Actuals	FY 2010 Enacted	FY 2011 Request	FY 2010 to FY 2011 Change
25.1 Advisory and assistance services	5,547	5,672	11,648	5,976

Advisory and Assistance Services include services acquired by contract from non-Federal sources (i.e., the private sector, foreign governments, State and local governments, tribes, etc.) as well as from other units within the Federal Government. The FY 2011 request includes a decrease of \$889 thousand.

	FY 2009 Actuals	FY 2010 Enacted	FY 2011 Request	FY 2010 to FY 2011 Change
25.2 Other services	16,431	16,803	2,458	(14,345)

Other Services include report contractual services with non-Federal sources that are not otherwise classified under Object Class 25. The FY 2011 includes a decrease of \$5,155 thousand.

	FY 2009 Actuals	FY 2010 Enacted	FY 2011 Request	FY 2010 to FY 2011 Change
25.3 Purchases of goods & svcs. from Gov't accounts	3,106	3,176	11,978	8,802

Purchases from Government Accounts include costs for purchases from other Federal Government agencies or accounts that are not otherwise classified. The FY 2011 request includes a decrease of \$718 thousand.

	FY 2009 Actuals	FY 2010 Enacted	FY 2011 Request	FY 2010 to FY 2011 Change
25.4 Operation and maintenance of facilities	13,682	13,991	-	(13,991)

Operation and Maintenance of Facilities include all payments for such when done by contract with the private sector or another Federal Government account. The FY 2011 request includes a decrease of \$2,013 thousand.

	FY 2009 Actuals	FY 2010 Enacted	FY 2011 Request	FY 2010 to FY 2011 Change
25.6 Medical care	-	-	1,726	1,726

Medical Care includes payments to contracts for medical services, but excludes contracts with individuals who are reportable under OPM regulations as federal employees or payments to compensate casual workers and patient help. The FY 2011 request includes no increase.

	FY 2009 Actuals	FY 2010 Enacted	FY 2011 Request	FY 2010 to FY 2011 Change
25.7 Operation and maintenance of equipment	2,338	2,390	-	(2,390)

Operation and Maintenance of Equipment includes costs for operation, maintenance, repair, and storage of equipment, when done by contract with the private sector or another Federal Government account. The FY 2011 request includes a decrease of \$664 thousand.

	FY 2009 Actuals	FY 2010 Enacted	FY 2011 Request	FY 2010 to FY 2011 Change
25.8 Other services	-	-	2,960	2,960

Subsistence and Support of Persons includes costs for contractual services with the public or another Federal government account for the board, lodging, and care of persons, including prisoners. The FY 2011 request includes no increase.

	FY 2009 Actuals	FY 2010 Enacted	FY 2011 Request	FY 2010 to FY 2011 Change
26.0 Supplies and materials	4,158	4,252	644	(3,608)

Supplies and Materials are defined as commodities that are: (a) ordinarily consumed or expended within one year after they are put into use; (b) converted in the process of construction or manufacture; (c) used to form a minor part of equipment or property; or (d) other property of little monetary value that does not meet any of the three criteria listed above, at the option of the agency. The FY 2011 request includes a decrease of \$1,292 thousand.

	FY 2009 Actuals	FY 2010 Enacted	FY 2011 Request	FY 2010 to FY 2011 Change
31.0 Equipment	833	852	-	(852)

Equipment includes all costs for the purchases of personal property of a durable nature or the initial installation of equipment when performed under contract. The FY 2011 request includes a decrease of \$208 thousand.

**Department of Homeland Security**  
**U.S. Immigration and Customs Enforcement**  
**Salaries and Expenses**  
**DRO - Alternatives to Detention**  
**Funding Schedule**  
(Dollars in Thousands)

PPA: DRO - Alternatives to Detention	FY 2009 Actuals	FY 2010 Enacted	FY 2011 Request	FY 2010 to FY 2011 Change
11.1 Total FTE & personnel compensation	8,355	9,312	9,940	628
11.3 Other than full-time permanent	21	24	42	18
11.5 Other personnel compensation	2,440	2,719	2,873	154
12.1 Benefits	4,314	4,809	5,078	269
21.0 Travel	756	843	869	26
22.0 Transportation of things	110	123	126	3
23.1 GSA rent	1,737	1,937	1,966	29
23.3 Communications, utilities, and misc. charges	462	515	531	16
25.1 Advisory and assistance services	1,969	2,195	2,222	27
25.2 Other services	40,140	44,740	45,668	928
25.3 Purchases from Gov't accts.	184	205	212	7
25.7 Operation and maintenance of equipment	807	900	928	28
26.0 Supplies and materials	1,356	1,512	1,539	27
31.0 Equipment	71	79	81	2
<b>Total, Object Class</b>	<b>62,722</b>	<b>69,913</b>	<b>72,075</b>	<b>2,162</b>
<b>Total, DRO - Alternatives to Detention</b>	<b>62,722</b>	<b>69,913</b>	<b>72,075</b>	<b>2,162</b>
<b>Full Time Equivalents</b>	b2 high, b7e			

**PPA Mission Statement**

The Alternatives to Detention program places low-risk aliens under various forms of intensive supervision rather than traditional detention as a cost-effective way to ensure their appearance for an immigration hearing or for removal. This program lowers the risk that aliens will be fugitives.

**Summary Justification and Explanation of Changes**

	FY 2009 Actuals	FY 2010 Enacted	FY 2011 Request	FY 2010 to FY 2011 Change
11.1 Total FTE & personnel compensation	8,355	9,312	9,940	628

Permanent Positions includes salaries and benefits for 21 new FTEs in FY 2011, totaling an increase of \$628 thousand.

	FY 2009 Actuals	FY 2010 Enacted	FY 2011 Request	FY 2010 to FY 2011 Change
11.3 Other than full-time permanent	21	24	42	18

	FY 2009 Actuals	FY 2010 Enacted	FY 2011 Request	FY 2010 to FY 2011 Change
11.3 Other than full-time permanent	21	24	42	18

Other than Permanent includes regular salaries and wages paid to civilian employees for part-time, temporary, or intermittent employment.

	FY 2009 Actuals	FY 2010 Enacted	FY 2011 Request	FY 2010 to FY 2011 Change
11.5 Other personnel compensation	2,440	2,719	2,873	154

Other Personnel Compensation includes compensation above the basic rates paid directly to civilian employees, such as overtime, holiday pay, night work differential, and hazardous duty pay, supervisory differential, cash incentive awards, and royalties.

	FY 2009 Actuals	FY 2010 Enacted	FY 2011 Request	FY 2010 to FY 2011 Change
12.1 Civilian personnel benefits	4,314	4,809	5,078	269

Benefits include cash payments to other funds for the benefit of Federal civilian employees or direct payments to these employees, including life insurance, health insurance, employee retirement, work injury disabilities or death and professional liability insurance, recruitment, retention, or other incentives, and other allowances and payments.

	FY 2009 Actuals	FY 2010 Enacted	FY 2011 Request	FY 2010 to FY 2011 Change
21.0 Travel and transportation of persons	756	843	869	26

Travel includes all costs of transportation of persons, subsistence of travelers, and incidental travel expenses in accordance with Federal travel regulations. The FY 2011 request includes an increase of \$26 thousand.

	FY 2009 Actuals	FY 2010 Enacted	FY 2011 Request	FY 2010 to FY 2011 Change
22.0 Transportation of things	110	123	126	3

Transportation of Things includes all costs of the care of such things while in process of being transported,

and other services incident to the transportation of things. The FY 2011 request includes an increase of \$3 thousand.

	FY 2009 Actuals	FY 2010 Enacted	FY 2011 Request	FY 2010 to FY 2011 Change
23.1 Rental payments to GSA	1,737	1,937	1,966	29

GSA Rent includes all payments to General Services Administration (GSA) for rental of space and rent related services. The FY 2011 request includes an increase of \$29 thousand.

	FY 2009 Actuals	FY 2010 Enacted	FY 2011 Request	FY 2010 to FY 2011 Change
23.3 Communications utilities and miscellaneous charges	462	515	531	16

Communications, Utilities, and Miscellaneous Charges include all payments for rental or lease of information technology equipment and services, postal services and rentals, and utility services, including Blackberry/pager/cellular phone (land line). The FY 2011 includes an increase of \$16 thousand.

	FY 2009 Actuals	FY 2010 Enacted	FY 2011 Request	FY 2010 to FY 2011 Change
25.1 Advisory and assistance services	1,969	2,195	2,222	27

Advisory and Assistance Services include services acquired by contract from non-Federal sources (i.e., the private sector, foreign governments, State and local governments, tribes, etc.) as well as from other units within the Federal Government. The FY 2011 request includes an increase of \$27 thousand.

	FY 2009 Actuals	FY 2010 Enacted	FY 2011 Request	FY 2010 to FY 2011 Change
25.2 Other services	40,140	44,740	45,668	928

Other Services include report contractual services with non-Federal sources that are not otherwise classified under Object Class 25. The FY 2011 includes an increase of \$928 thousand.

	FY 2009 Actuals	FY 2010 Enacted	FY 2011 Request	FY 2010 to FY 2011 Change
25.3 Purchases of goods & svcs. from Gov't accounts	184	205	212	7

Purchases from Government Accounts include costs for purchases from other Federal Government agencies or accounts that are not otherwise classified. The FY 2011 request includes an increase of \$7 thousand.

	FY 2009 Actuals	FY 2010 Enacted	FY 2011 Request	FY 2010 to FY 2011 Change
25.7 Operation and maintenance of equipment	807	900	928	28

Operation and Maintenance of Equipment includes costs for operation, maintenance, repair, and storage of equipment, when done by contract with the private sector or another Federal Government account. The FY 2011 request includes an increase of \$28 thousand.

	FY 2009 Actuals	FY 2010 Enacted	FY 2011 Request	FY 2010 to FY 2011 Change
26.0 Supplies and materials	1,356	1,512	1,539	27

Supplies and Materials are defined as commodities that are: (a) ordinarily consumed or expended within one year after they are put into use; (b) converted in the process of construction or manufacture; (c) used to form a minor part of equipment or property; or (d) other property of little monetary value that does not meet any of the three criteria listed above, at the option of the agency. The FY 2011 request includes an increase of \$27 thousand.

	FY 2009 Actuals	FY 2010 Enacted	FY 2011 Request	FY 2010 to FY 2011 Change
31.0 Equipment	71	79	81	2

Equipment includes all costs for the purchases of personal property of a durable nature or the initial installation of equipment when performed under contract. The FY 2011 request includes an increase of \$2 thousand.

**Department of Homeland Security**  
**U.S. Immigration and Customs Enforcement**  
**Salaries and Expenses**  
**DRO - Transportation and Removal Program**  
**Funding Schedule**  
(Dollars in Thousands)

PPA: DRO - Transportation and Removal Program	FY 2009 Actuals	FY 2010 Enacted	FY 2011 Request	FY 2010 to FY 2011 Change
11.1 Total FTE & personnel compensation	(368)	(406)	3,266	3,672
11.3 Other than full-time permanent	-	-	353	353
11.5 Other personnel compensation	-	-	192	192
11.8 Special Service Pay	-	-	289	289
12.1 Benefits	448	494	1,914	1,420
21.0 Travel	146,788	161,769	164,917	3,148
22.0 Transportation of things	271	298	312	14
23.1 GSA rent	502	554	579	25
23.2 Other rent	8	9	9	-
23.3 Communications, utilities, and misc. charges	246	271	283	12
25.1 Advisory and assistance services	14,829	16,342	16,832	490
25.2 Other services	53,511	58,972	60,640	1,668
25.3 Purchases from Gov't accts.	2,552	2,812	2,940	128
25.4 O&M of facilities	26,033	28,690	29,488	798
25.7 Operation and maintenance of equipment	3,015	3,323	3,473	150
25.8 Other services	1	2	2	-
26.0 Supplies and materials	7,119	7,846	8,201	355
31.0 Equipment	815	898	938	40
91.0 Unvouchered	3	4	4	-
<b>Total, Object Class</b>	<b>255,773</b>	<b>281,878</b>	<b>294,632</b>	<b>12,754</b>
<b>Total, DRO - Transportation and Removal Program</b>	<b>255,773</b>	<b>281,878</b>	<b>294,632</b>	<b>12,754</b>
<b>Full Time Equivalents</b>	-	-		b2 high, b7e

**PPA Mission Statement**

The Transportation and Removals Management program provides safe and secure transportation of aliens in ICE custody as well as prepares for and conducts the removals of aliens from the United States, as ordered by an immigration judge.

**Summary Justification and Explanation of Changes**

	FY 2009 Actuals	FY 2010 Enacted	FY 2011 Request	FY 2010 to FY 2011 Change
11.1 Total FTE & personnel compensation	(368)	(406)	3,266	3,672

Permanent Positions includes salaries and benefits for 21 new FTEs in FY 2011, totaling an increase of \$3,672 thousand.



	FY 2009 Actuals	FY 2010 Enacted	FY 2011 Request	FY 2010 to FY 2011 Change
11.5 Other personnel compensation	-	-	192	192

Other Personnel Compensation includes compensation above the basic rates paid directly to civilian employees, such as overtime, holiday pay, night work differential, and hazardous duty pay, supervisory differential, cash incentive awards, and royalties.

	FY 2009 Actuals	FY 2010 Enacted	FY 2011 Request	FY 2010 to FY 2011 Change
11.8 Special Service Pay	-	-	289	289

Special Services Pay includes payments for personal services that do not represent salaries or wages paid directly to Federal employees and military personnel.

	FY 2009 Actuals	FY 2010 Enacted	FY 2011 Request	FY 2010 to FY 2011 Change
12.1 Civilian personnel benefits	448	494	1,914	1,420

Benefits include cash payments to other funds for the benefit of Federal civilian employees or direct payments to these employees, including life insurance, health insurance, employee retirement, work injury disabilities or death and professional liability insurance, recruitment, retention, or other incentives, and other allowances and payments.

	FY 2009 Actuals	FY 2010 Enacted	FY 2011 Request	FY 2010 to FY 2011 Change
21.0 Travel and transportation of persons	146,788	161,769	164,917	3,148

Travel includes all costs of transportation of persons, subsistence of travelers, and incidental travel expenses in accordance with Federal travel regulations. The FY 2011 request includes an increase of \$3,148 thousand.

	FY 2009 Actuals	FY 2010 Enacted	FY 2011 Request	FY 2010 to FY 2011 Change
22.0 Transportation of things	271	298	312	14

Transportation of Things includes all costs of the care of such things while in process of being transported, and other services incident to the transportation of things. The FY 2011 request includes an increase of \$14 thousand.

	FY 2009 Actuals	FY 2010 Enacted	FY 2011 Request	FY 2010 to FY 2011 Change
23.1 Rental payments to GSA	502	554	579	25

GSA Rent includes all payments to General Services Administration (GSA) for rental of space and rent related services. The FY 2011 request includes an increase of \$25 thousand.

	FY 2009 Actuals	FY 2010 Enacted	FY 2011 Request	FY 2010 to FY 2011 Change
23.2 Rental payments to others	8	9	9	-

Other Rent includes all payments to a non-Federal source for rental space, land, and structures. The FY 2011 request includes no increase.

	FY 2009 Actuals	FY 2010 Enacted	FY 2011 Request	FY 2010 to FY 2011 Change
23.3 Communications utilities and miscellaneous charges	246	271	283	12

Communications, Utilities, and Miscellaneous Charges include all payments for rental or lease of information technology equipment and services, postal services and rentals, and utility services, including Blackberry/pager/cellular phone (land line). The FY 2011 includes an increase of \$12 thousand.

	FY 2009 Actuals	FY 2010 Enacted	FY 2011 Request	FY 2010 to FY 2011 Change
25.1 Advisory and assistance services	14,829	16,342	16,832	490

Advisory and Assistance Services include services acquired by contract from non-Federal sources (i.e., the private sector, foreign governments, State and local governments, tribes, etc.) as well as from other units within the Federal Government. The FY 2011 request includes an increase of \$490 thousand.

	FY 2009 Actuals	FY 2010 Enacted	FY 2011 Request	FY 2010 to FY 2011 Change
25.2 Other services	53,511	58,972	60,640	1,668

Other Services include report contractual services with non-Federal sources that are not otherwise classified under Object Class 25. The FY 2011 includes an increase of \$1,668 thousand.

	FY 2009 Actuals	FY 2010 Enacted	FY 2011 Request	FY 2010 to FY 2011 Change
25.3 Purchases of goods & svcs. from Gov't accounts	2,552	2,812	2,940	128

Purchases from Government Accounts include costs for purchases from other Federal Government agencies or accounts that are not otherwise classified. The FY 2011 request includes an increase of \$128 thousand.

	FY 2009 Actuals	FY 2010 Enacted	FY 2011 Request	FY 2010 to FY 2011 Change
25.4 Operation and maintenance of facilities	26,033	28,690	29,488	798

Operation and Maintenance of Facilities include all payments for such when done by contract with the private sector or another Federal Government account. The FY 2011 request includes an increase of \$798 thousand.

	FY 2009 Actuals	FY 2010 Enacted	FY 2011 Request	FY 2010 to FY 2011 Change
25.7 Operation and maintenance of equipment	3,015	3,323	3,473	150

Operation and Maintenance of Equipment includes costs for operation, maintenance, repair, and storage of equipment, when done by contract with the private sector or another Federal Government account. The FY 2011 request includes an increase of \$150 thousand.

	FY 2009 Actuals	FY 2010 Enacted	FY 2011 Request	FY 2010 to FY 2011 Change
25.8 Other services	1	2	2	-

Subsistence and Support of Persons includes costs for contractual services with the public or another Federal government account for the board, lodging, and care of persons, including prisoners. The FY 2011 request includes no increase.

	FY 2009 Actuals	FY 2010 Enacted	FY 2011 Request	FY 2010 to FY 2011 Change
26.0 Supplies and materials	7,119	7,846	8,201	355

Supplies and Materials are defined as commodities that are: (a) ordinarily consumed or expended within one year after they are put into use; (b) converted in the process of construction or manufacture; (c) used to form a minor part of equipment or property; or (d) other property of little monetary value that does not meet any of the three criteria listed above, at the option of the agency. The FY 2011 request includes an increase of \$355 thousand.

	FY 2009 Actuals	FY 2010 Enacted	FY 2011 Request	FY 2010 to FY 2011 Change
31.0 Equipment	815	898	938	40

Equipment includes all costs for the purchases of personal property of a durable nature or the initial installation of equipment when performed under contract. The FY 2011 request includes an increase of \$40 thousand.

	FY 2009 Actuals	FY 2010 Enacted	FY 2011 Request	FY 2010 to FY 2011 Change
91.0 Unvouchered	3	4	4	-

b2 high, b7e

**Department of Homeland Security**  
**U.S. Immigration and Customs Enforcement**  
**Salaries and Expenses**  
**Comprehensive Identification and Removal of Criminal Aliens**  
**Funding Schedule**  
(Dollars in Thousands)

<b>PPA: Comprehensive Identification and Removal of Criminal Aliens</b>	<b>FY 2009 Actuals</b>	<b>FY 2010 Enacted</b>	<b>FY 2011 Request</b>	<b>FY 2010 to FY 2011 Change</b>
11.1 Total FTE & personnel compensation	2,535	1,851	4,051	2,200
11.3 Other than full-time permanent	147	108	706	598
11.5 Other personnel compensation	230	168	553	385
12.1 Benefits	1,588	1,160	2,039	879
21.0 Travel	21,408	15,636	11,371	(4,265)
22.0 Transportation of things	502	367	270	(97)
23.1 GSA rent	2,047	1,495	1,098	(397)
23.3 Communications, utilities, and misc. charges	5,694	4,158	3,055	(1,103)
25.0 Other services	-	-	35,430	35,430
25.1 Advisory and assistance services	67,815	49,529	43,261	(6,268)
25.2 Other services	84,743	61,893	909	(60,984)
25.3 Purchases from Gov't acct.	1,694	1,237	27,676	26,439
25.4 O&M of facilities	54,425	39,750	-	(39,750)
25.5 R&D of contracts	-	-	362	362
25.6 Medical care	674	492	569	77
25.7 Operation and maintenance of equipment	1,061	775	-	(775)
25.8 Other services	1	-	1,010	1,010
26.0 Supplies and materials	1,883	1,375	14,583	13,208
31.0 Equipment	27,392	20,006	-	(20,006)
<b>Total, Object Class</b>	<b>273,839</b>	<b>200,000</b>	<b>146,943</b>	<b>(53,057)</b>
<b>Total, Comprehensive Identification and Removal of Criminal Aliens</b>	<b>273,839</b>	<b>200,000</b>	<b>146,943</b>	<b>(53,057)</b>
<b>Full Time Equivalents</b>				

b2 high, b7e

**PPA Mission Statement**

Secure Communities – A Comprehensive Plan to Identify and Remove Criminal Aliens (SC/CIRCA) sets out a comprehensive plan to improve community safety by transforming the way the federal government cooperates with state and local law enforcement agencies to identify, detain, and remove all criminal aliens held in custody.

**Summary Justification and Explanation of Changes**

	<b>FY 2009 Actuals</b>	<b>FY 2010 Enacted</b>	<b>FY 2011 Request</b>	<b>FY 2010 to FY 2011 Change</b>
<b>11.1 Total FTE &amp; personnel compensation</b>	<b>2,535</b>	<b>1,851</b>	<b>4,051</b>	<b>2,200</b>

Permanent Positions includes salaries and benefits for ~~one~~ new FTEs in FY 2011, totaling an increase of \$2,200 thousand.

	FY 2009 Actuals	FY 2010 Enacted	FY 2011 Request	FY 2010 to FY 2011 Change
11.3 Other than full-time permanent	147	108	706	598

Other than Permanent includes regular salaries and wages paid to civilian employees for part-time, temporary, or intermittent employment.

	FY 2009 Actuals	FY 2010 Enacted	FY 2011 Request	FY 2010 to FY 2011 Change
11.5 Other personnel compensation	230	168	553	385

Other Personnel Compensation includes compensation above the basic rates paid directly to civilian employees, such as overtime, holiday pay, night work differential, and hazardous duty pay, supervisory differential, cash incentive awards, and royalties.

	FY 2009 Actuals	FY 2010 Enacted	FY 2011 Request	FY 2010 to FY 2011 Change
11.8 Special Service Pay	-	-	-	-

Special Services Pay includes payments for personal services that do not represent salaries or wages paid directly to Federal employees and military personnel.

	FY 2009 Actuals	FY 2010 Enacted	FY 2011 Request	FY 2010 to FY 2011 Change
12.1 Civilian personnel benefits	1,588	1,160	2,039	879

Benefits include cash payments to other funds for the benefit of Federal civilian employees or direct payments to these employees, including life insurance, health insurance, employee retirement, work injury disabilities or death and professional liability insurance, recruitment, retention, or other incentives, and other allowances and payments.

	FY 2009 Actuals	FY 2010 Enacted	FY 2011 Request	FY 2010 to FY 2011 Change
21.0 Travel and transportation of persons	21,408	15,636	11,371	(4,265)

Travel includes all costs of transportation of persons, subsistence of travelers, and incidental travel expenses in accordance with Federal travel regulations. The FY 2011 request includes a decrease of \$42,265.

	FY 2009 Actuals	FY 2010 Enacted	FY 2011 Request	FY 2010 to FY 2011 Change
22.0 Transportation of things	502	367	270	(97)

Transportation of Things includes all costs of the care of such things while in process of being transported, and other services incident to the transportation of things. The FY 2011 request includes a decrease of \$97 thousand.

	FY 2009 Actuals	FY 2010 Enacted	FY 2011 Request	FY 2010 to FY 2011 Change
23.1 Rental payments to GSA	2,047	1,495	1,098	(397)

GSA Rent includes all payments to General Services Administration (GSA) for rental of space and rent related services. The FY 2011 request includes a decrease of \$397 thousand.

	FY 2009 Actuals	FY 2010 Enacted	FY 2011 Request	FY 2010 to FY 2011 Change
23.3 Communications utilities and miscellaneous charges	5,694	4,158	3,055	(1,103)

Communications, Utilities, and Miscellaneous Charges include all payments for rental or lease of information technology equipment and services, postal services and rentals, and utility services, including Blackberry/pager/cellular phone (land line). The FY 2011 includes a decrease of \$1,103 thousand for these activities.

	FY 2009 Actuals	FY 2010 Enacted	FY 2011 Request	FY 2010 to FY 2011 Change
25.1 Advisory and assistance services	67,815	49,529	43,261	(6,268)

Advisory and Assistance Services include services acquired by contract from non-Federal sources (i.e., the private sector, foreign governments, State and local governments, tribes, etc.) as well as from other units within the Federal Government. The FY 2011 request includes a decrease of \$14,099 thousand.

	FY 2009 Actuals	FY 2010 Enacted	FY 2011 Request	FY 2010 to FY 2011 Change
25.2 Other services	84,743	61,893	909	(60,984)

Other Services include report contractual services with non-Federal sources that are not otherwise classified under Object Class 25. The FY 2011 includes a decrease of \$18,632 thousand for these activities.

	FY 2009 Actuals	FY 2010 Enacted	FY 2011 Request	FY 2010 to FY 2011 Change
25.3 Purchases of goods & svcs. from Gov't accounts	1,694	1,237	27,676	26,439

Purchases from Government Accounts include costs for purchases from other Federal Government agencies or accounts that are not otherwise classified. The FY 2011 requests a decrease of \$328 thousand for these activities.

	FY 2009 Actuals	FY 2010 Enacted	FY 2011 Request	FY 2010 to FY 2011 Change
25.4 Operation and maintenance of facilities	54,425	39,750	-	(39,750)

Operation and Maintenance of Facilities include all payments for such when done by contract with the private sector or another Federal Government account. The FY 2011 request includes a decrease of \$12,074 thousand.

	FY 2009 Actuals	FY 2010 Enacted	FY 2011 Request	FY 2010 to FY 2011 Change
25.5 Research and development of contracts	-	-	362	362

Research and Development includes costs for contracts for the conduct of basic and applied research and development. The FY 2011 request includes no increase.

	FY 2009 Actuals	FY 2010 Enacted	FY 2011 Request	FY 2010 to FY 2011 Change
25.6 Medical care	674	492	569	77

Medical Care includes payments to contracts for medical services, but excludes contracts with individuals who are reportable under OPM regulations as federal employees or payments to compensate casual workers and patient help. The FY 2011 request includes a decrease of \$130 thousand.

	FY 2009 Actuals	FY 2010 Enacted	FY 2011 Request	FY 2010 to FY 2011 Change
25.7 Operation and maintenance of equipment	1,061	775	-	(775)

Operation and Maintenance of Equipment includes costs for operation, maintenance, repair, and storage of equipment, when done by contract with the private sector or another Federal Government account. The FY 2011 request includes a decrease of \$206 thousand.

	FY 2009 Actuals	FY 2010 Enacted	FY 2011 Request	FY 2010 to FY 2011 Change
25.8 Other services	1	-	1,010	1,010

Subsistence and Support of Persons includes costs for contractual services with the public or another Federal government account for the board, lodging, and care of persons, including prisoners. The FY 2011 request includes no increase.

	FY 2009 Actuals	FY 2010 Enacted	FY 2011 Request	FY 2010 to FY 2011 Change
26.0 Supplies and materials	1,883	1,375	14,583	13,208

Supplies and Materials are defined as commodities that are: (a) ordinarily consumed or expended within one year after they are put into use; (b) converted in the process of construction or manufacture; (c) used to form a minor part of equipment or property; or (d) other property of little monetary value that does not meet any of the three criteria listed above, at the option of the agency. The FY 2011 request includes a decrease of \$365 thousand.



	FY 2009 Actuals	FY 2010 Enacted	FY 2011 Request	FY 2010 to FY 2011 Change
31.0 Equipment	27,392	20,006	-	(20,006)

Equipment includes all costs for the purchases of personal property of a durable nature or the initial installation of equipment when performed under contract. The FY 2011 request includes a decrease of \$5,423 thousand.

## I. Changes in Full Time Equivalent

**Department of Homeland Security**  
**U.S. Immigration and Customs Enforcement**  
**Salaries and Expenses**  
Changes in Full-Time Equivalents

	FY 2009	FY 2010	FY 2011
<b>Base: Year-end Actual from Prior Year</b>	<b>15,902</b>	<b>17,287</b>	<b>19,557</b>
<b>INCREASES</b>			
Annualization of FY 2008 Enhancements	736		
FY 2009 President's Budget Enhancements	157		
FY 2009 Congressional Add-Ons	175		
Annualization of FY 2009 Enhancements		804	
FY 2010 Transfers, Reprogrammings, and Other Adjustments		28	
FY 2010 President's Budget Enhancements		284	
FY 2010 Congressional Add-Ons		163	
Annualization of FY 2010 Enhancements			440
FY 2011 OCIO Contractor Conversions			47
FY 2011 President's Budget Enhancements			120
Attrition Hiring	1,157	1,773	807
<b>Sub-Total Increases</b>	<b>2,225</b>	<b>3,052</b>	<b>1,414</b>
<b>DECREASES</b>			
Attrition Losses	(840)	(782)	(807)
<b>Sub-Total Decreases</b>	<b>(840)</b>	<b>(782)</b>	<b>(807)</b>
<b>Year-end Actual/Estimated FTEs</b>	<b>17,287</b>	<b>19,557</b>	<b>20,164</b>
<b>Net Change from prior year base to Budget Year Estimate</b>	<b>1,385</b>	<b>2,270</b>	<b>607</b>

**J. FY 2011 Schedule of Working Capital Fund by Program/Project Activity****Department of Homeland Security  
U.S. Immigration and Customs Enforcement  
Salaries and Expenses****FY 2011 Schedule of Working Capital Fund by Program/Project Activity  
(Dollars in Thousands)**

	FY 2009 Actual	FY 2010 Enacted	FY 2011 Estimate	Increase / Decrease for FY 2011
Program/Project Activity	AMOUNT	AMOUNT	AMOUNT	AMOUNT
Personnel Compensation and Benefits, Services, and Other Costs	3,798	2,830	3,096	266
Headquarters Managed IT Investment	915	24,592	11,212	(13,379)
Legal Proceedings	3,726	2,818	3,083	265
Domestic Investigations	24,711	16,726	18,294	1,567
International Investigations	873	579	634	55
Visa Security Program	219	145	159	15
Intelligence	948	749	820	71
DRO - Custody Operations	16,294	11,197	12,246	1,049
DRO - Fugitive Operations	2,397	1,530	1,674	144
DRO - Criminal Alien Program	3,948	2,956	3,234	278
DRO - Alternatives to Detention	561	383	420	37
DRO - Transportation and Removal Program	---	---	---	---
Comprehensive Identification and Removal of Criminal Aliens	---	742	812	70
Automation Modernization	---	---	---	---
Construction	---	---	---	---
Federal Protective Service	3,600	2,760	3,019	258
Breached Bond Detention Fund	---	---	---	---
Student Exchange and Visitor Program	153	66	73	6
Immigration Inspection User Fees	---	---	---	---
<b>Total Working Capital Fund</b>	<b>\$ 62,140</b>	<b>\$ 68,073</b>	<b>\$ 58,775</b>	<b>\$ (9,298)</b>

## K. FY 2011 Schedule of Servicewide Costs by Program/Project Activity

### Department of Homeland Security U.S. Immigration and Customs Enforcement Salaries and Expenses

FY 2011 Schedule of Servicewide Costs by Program/Project Activity  
(Dollars in Thousands)

	FY 2009 Actual	FY 2010 Enacted	FY 2011 Estimate	Increase / Decrease for FY 2011
Program/Project Activity	AMOUNT	AMOUNT	AMOUNT	AMOUNT
Personnel Compensation and Benefits, Services, and Other Costs	26,785	30,465	30,465	---
Headquarters Managed IT Investment	11,394	10,625	10,625	---
Legal Proceedings	29,245	32,166	32,166	---
Domestic Investigations	264,222	270,223	270,223	---
International Investigations	6,274	6,634	6,634	---
Visa Security Program	1,598	1,656	1,656	---
Intelligence	9,855	10,278	10,278	---
DRO - Custody Operations	142,747	161,964	161,964	---
DRO - Fugitive Operations	21,552	20,949	20,949	---
DRO - Criminal Alien Program	33,735	38,913	38,913	---
DRO - Alternatives to Detention	4,812	5,476	5,476	---
DRO - Transportation and Removal Program	---	---	---	---
Comprehensive Identification and Removal of Criminal Aliens	---	10,975	10,975	---
Automation Modernization	---	---	---	---
Construction	---	---	---	---
Federal Protective Service	16,886	16,725	16,725	---
Breached Bond Detention Fund	---	---	---	---
Student Exchange and Visitor Program	536	445	445	---
Immigration Inspection User Fees	---	---	---	---
<b>Total Servicewide Costs</b>	<b>\$ 569,642</b>	<b>\$ 617,493</b>	<b>\$ 617,493</b>	<b>\$ ---</b>

Note: These servicewide costs are made up of costs that all PPAs pay a portion of such as rent, the DHS working capital fund, utilities, workers compensation, FPS security, and transit subsidies. The FY 2011 servicewide (overhead) costs are estimates that are subject to change.